

AIRSTAR[®] NEO

DENTAL AIR SYSTEM



PRE-INSTALLATION GUIDE

Doctor:	_____
Address:	_____
Phone#:	_____
Dealer:	_____
Dealer Address:	_____

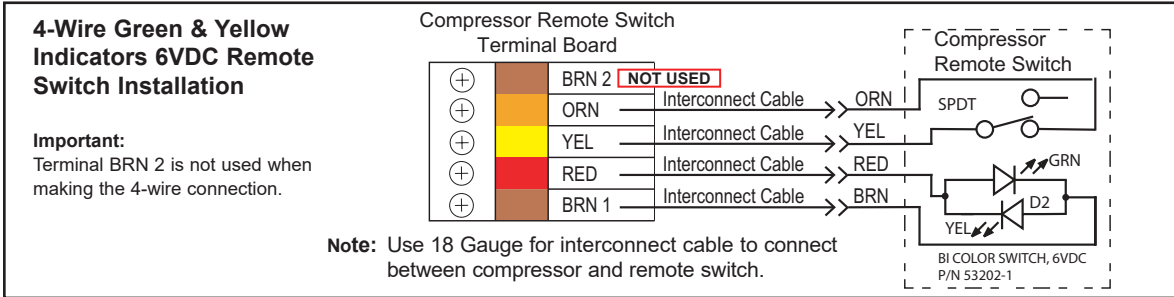

All installations must conform to local codes!

This AirStar Model is being installed:

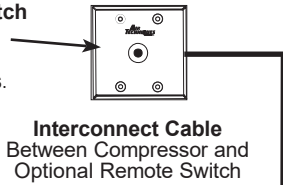
(AS CHECKED)

- AS10NEO AS21NEO AS22NEO
 AS30NEO AS40NEO AS50NEO AS70NEO

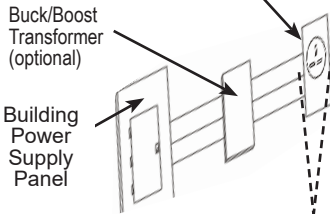
Equipment Room Layout



Optional Remote Switch with Pilot Light Kit sold separately. See Optional Accessories.



Equipment Power Connection Plug or Hardwire as Required



Type	Style
AS10NEO	5-20R Green Dot
AS21NEO	NEMA*
AS22NEO	6-20R Green Dot
AS30NEO	NEMA*
AS40NEO	
AS50NEO	Hard L1
AS70NEO	Wired** L2 GND

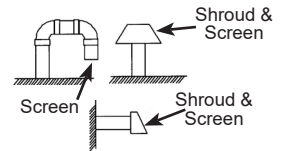
*Hospital Grade Receptacle

**Disconnect Needed for Service

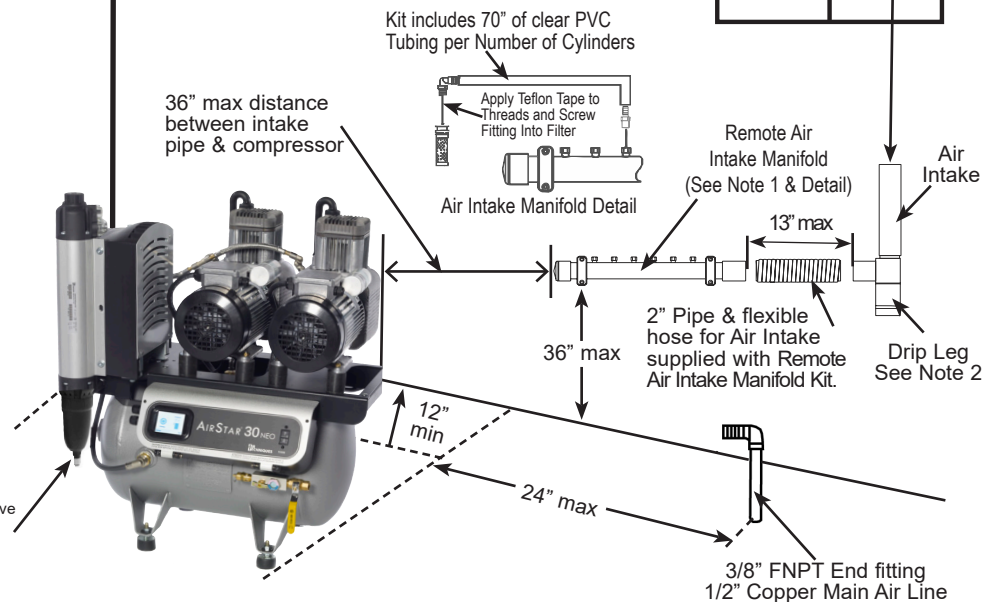
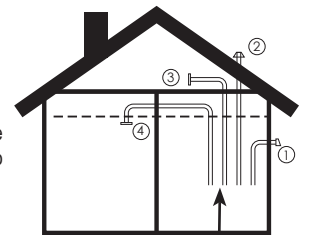
Membrane Dryer Drain Valve See Note 4

Notes:

- Remote Air Intake Kit Manifold** - Refer to the table below listing the kit part number corresponding to the AirStar model.
- Remote Air Intake Drip Leg & Valve** - A drip leg with drain valve must be installed at lower end of the remote air intake pipe to collect condensation during operation. Attach a drain tube to the drip leg valve to allow drainage into floor drain/sink.
- Air Pipe** - Pipe can draw air from Inside or Outside. Drawing air from cooler and drier environments is beneficial to system performance. If drawing from Inside, the pipe end should still be protected from ingress of water and animals as appropriate. Be aware that noise can emit from the pipe during compressor operation; place end accordingly.
- Membrane Dryer Drain Valve** - Install the Drain Tube found in either accessory kit P/N 87263 or P/N 87264 used to drain moisture collected in the Membrane Dryer.



AIR PIPE
2-Inch Pipe for Air Intake. Must be protected from rain and animals. See note 3.



MEDICAL ELECTRICAL EQUIPMENT

WITH RESPECT TO ELECTRICAL SHOCK, FIRE, MECHANICAL AND OTHER SPECIFIED HAZARDS ONLY IN ACCORDANCE WITH ANSI/AAMI ES60601-1: A1:2012, C1:2009/(R)2012 and A2:2010/(R)2012, CSA CAN/CSA-C22.2 NO.60601.14

Site Requirements

Air System Plumbing Connection

- 3/8" FNPT Shut-off valve and a 6 ft. pressure hose (supplied)
- Air distribution piping for all models - 1/2", type "L" or type "K" copper
- If pipe volume is too great, more than 235 in³ or more than 100 ft. of 1/2" diameter pipe, a pressure regulator should be installed between the main tank and the distribution piping and set to 80 psi.

Service Clearance

- Allow 12" on all sides for all units

Ambient Temperature

- Must not exceed 105°F
- Must be above 41° F

Description \ Model	AS10NEO	AS21NEO	AS22 NEO	AS30 NEO	AS40 NEO	AS50 NEO	AS70 NEO
Note 1: Install a buck or boost transformer if actual facility service is above or below the ratings listed.							
Nominal Supply Voltage (VAC, See Note 1)	120	120	220	220	220	220	220
Frequency (Hz)	60	60	60	60	60	60	60
Maximum Current (Amps)	10	15	8	9	12	16	24
Minimum Panel Breaker Rating (Amps)	20	30	20	20	20	30	40
Minimum Wire Size (AWG)	12	10	12	12	12	10	8
Air Techniques Part No. and Buck/Boost Transformer Size	67006 2.5 KVa	2.0 KVa 67006	67006 2.5 KVa	67002 3.9 KVa	67002 3.9 KVa	67002 3.9 KVa	67000-1 7.8 KVa

Model	Watts (Max)	BTU/hr @ 50%	BTU/hr @ 75%
AS10NEO	1,080	1,841	2,762
AS21NEO	1,620	2,762	4,143
AS22NEO	1,584	2,701	4,051
AS30NEO	1,782	3,038	4,557
AS40NEO	2,376	4,051	6,077
AS50NEO	3,168	5,401	8,102
AS70NEO	4,752	8,102	12,153

All AirStar compressors comply with NFPA 99C level 3 requirements

Product Specifications - Dimensions

Description	Model	AS10 NEO	AS21 NEO	AS22 NEO	AS30 NEO	AS40 NEO	AS50 NEO	AS70 NEO
	Input Voltage Phase		1	1	1	1	1	1
System Power HP (kW)		1.0 (0.75)	1.6 (1.2)	1.6 (1.2)	2.0 (1.5)	2.6 (1.95)	3.2 (2.4)	4.8 (3.6)
Nominal Supply Voltage VAC		120	120	220	220	220	220	220
Frequency Hz		60	60	60	60	60	60	60
Maximum Current Amps		8	15	8	8	12	16	24
Maximum Simultaneous Air Users		2	3	3	4	6	8	12
System Output Flow Rate at 80 PSI CFM		2.5	5.0	5.0	5.0	7.5	10.0	15.0
Maximum Pump-up Time 0-115 PSI (M:SS)		5:15	2:35	2:35	2:41	2:54	2:20	2:30
Maximum Recovery Time 85-115 PSI (M:SS)		1:20	0:40	0:40	1:38	2:58/1:06 See Note 1	1:27	2:33
Tank Size US Gal. (ft ³)		9.75 (1.3)	9.75 (1.3)	9.75 (1.3)	9.75 (1.3)	16 (2.1)	16 (2.1)	27 (3.6)
Shipping Weight lbs. (Approximate)		175	185	185	230	270	285	395
Dimensions in. (See Note 2)	W	26.50	26.50	26.50	26.50	30.75	30.75	48.00
	H	29.50	29.50	29.50	29.50	32.50	32.50	32.50
	D	20.00	20.00	20.00	20.00	21.00	21.00	21.00

Notes:

- AS40NEO has a single and dual head motor. Recovery time differs depending which is used. The longer recovery time occurs when using a single head motor. The shorter recovery time occurs when using dual head motors.
- Height measured without leveling feet.

www.airtechniques.com

Corporate Headquarters

1295 Walt Whitman Road | Melville, New York 11747- 3062
Phone: 800-247-8324 | Fax: 888-247-8481



AirStar is a registered trademark of Air Techniques, Inc.

© 2015 Air Techniques, Inc. • PN 87212 Rev. F • July 2021