

 HENRY SCHEIN®  
DENTAL | ORTHODONTICS

**Rely** on Us™

# RELY ON US

every smile counts



2015  
**ORTHODONTIC**  
specialty catalogue

# FORENZAO

## Foundation for Orthodontic Research & Education, NZAO (FORENZAO) Charitable Trust

The Foundation for Orthodontic Research and Education (FORENZAO) was established by the NZAO in 2005. Its aim is, in general, to raise capital so the interest and dividends can be used to fund orthodontic research in New Zealand. Funding started with a seeding grant of \$60,000 from the NZAO. With the support of orthodontists and the orthodontic community the fund now stands at over \$900,000 and actively funding many projects including postgraduate research, other research, capital purchases at the orthodontic department at the University of Otago and aiding visiting Professorships. One of our recent ventures

was to host a one day study day in Auckland.

Our Australian counterparts have had a relationship with Henry Schein that has been very successful. Henry Schein approached us with a proposal for a relationship that involved funding for the Foundation depending on the amount that New Zealand Orthodontists spent with Henry Schein on non-orthodontic supplies. Over the last few years this relationship has meant over \$13,000 being gifted to the Foundation by Henry Schein New Zealand, a generous amount indeed for which we are very grateful.

Orthodontists in New Zealand can support the Foundation by making an appointment with their Henry Schein representative and getting pricing on non-orthodontic supplies. There may well be a saving to them as well as helping the orthodontic community.

**Andrew Marriott**  
Secretary/Treasurer  
FORENZAO

## NZAO Wish For a Smile Trust - an update



The Wish For A Smile Trust is a public health initiative that was developed by the New Zealand Association of Orthodontists (NZAO) and launched in August 2012.

The Trust's goals are to provide specialist orthodontic services to young New Zealanders with significant malocclusions who are from low socioeconomic families and who would otherwise be unable to access this care.

The Wish for a Smile Trust is open to New Zealanders aged between 11 and 18 years at the time of application. They must be present with a significant dental malocclusion, be able to demonstrate family financial hardship, and be willing to undertake 20 hours of appropriate voluntary community work during the treatment.

Since starting the Trust has received more than 250 applications and over half have been assessed by a National Selection Committee as being suitable for specialist orthodontic

treatment by the Trust. Nationally more than 65 NZAO orthodontists are now participating in the Trust. They are donating their time, expertise and skills to treat these young New Zealanders in desperate need of specialist orthodontic treatment.

Several patients have now successfully completed their treatment and the transformation has been life changing. Jade, for example, presented with severe crowding, a significant reverse overjet and an underlying skeletal 3 jaw relationship. In her application to the Trust she said "I am constantly hiding my teeth as I hate my smile, it's made me an unhappy person as I am not able to be myself without feeling ashamed of my teeth."

Her school principal wrote "I unreservedly support Jade's application for braces. She has experienced financial hardship and difficulty in her family life, and is currently living with her grandmother"

Now Jade no longer has to hide her teeth and she loves her new smile as do her friends and family. This transformation has been made possible through the generous donation of time and materials by her treating specialist orthodontist as well as the ongoing support the Trust receives from our friends at Henry Schein. This support of the Trust by Henry Schein has enabled us to extend the reach of the Trust to cover, in certain circumstances, the cost of extractions required as part of the orthodontic treatment being provided under the Trust.

If you have questions relating to the Wish For A Smile Trust please contact the administrator: WFAST@orthodontists.org.nz

On behalf of the WFAS trust, we would like this opportunity to thank Henry Schein for their financial support.

**Peter Fowler – Wish For A Smile Trust  
Chairman**



**HSC**  
**Henry Schein Cares**  
*Helping Health Happen.*



Dr Emily Lam with a patient.

# DR EMILY LAM, an Orthodontist in Dunedin

Dr Emily Lam was born in Sydney and grew up in Tokoroa, a small forestry town in the North Island. She studied undergraduate dentistry at Otago University and graduated in 2004. She met her husband, Yash Khan, at dental school and they have a three year old son named Isaac who keeps them on their toes. Returning to Dunedin, she completed her postgraduate studies in Orthodontics in 2010 before joining Otago Orthodontics where she works four days a week.

Otago Orthodontics was first established by Dr Peter Gilbert over 35 years ago, later joined by Dr Peter Dysart with Dr Lam joining them in 2010. Dr Dysart now services Central Otago and Gore, whilst Dr Gilbert and Dr Lam take care of Dunedin and Balclutha. Together with three Orthodontic auxiliary staff and a part-time accounts manager the practice has flourished. They are situated at 86 Lower Stuart Street if you, like me, would like to Google Earth them.

Looking at upgrading, Emily turned to the Henry Schein experts for guidance on what to choose and what to invest in. "We've been trying to go completely digital for the past few years. Edward Harrison, Equipment Specialist at Henry Schein, was really helpful and was knowledgeable about the Planmeca ProMax S3. When deciding between the two leading imaging systems on the market, the ProMax S3 came out on top – with images, software and price," said Emily.

The Planmeca ProMax S3 with cephalometric attachment is the top of the range 2D panoramic imaging unit. This ProMax offers the largest variety of imaging programmes meeting all clinical needs. Users are also able to select the correct exposure formats which minimises the radiation dose.

Integrating the technology into the practice was relatively painless as the training given was excellent and gave the staff confidence in using the new machine. A colour touch

screen control panel provides clear text and symbols and guides the user step by step.

Settings are logically grouped and easy to understand, speeding up imaging and allowing the staff to focus on positioning the patient correctly.

This minimises errors caused by incorrect patient positioning and allows them to monitor the patient freely from both the front and the side.

Their patients love the new technology and to see their images appear on the computer screen so quickly after they are taken.

This has made a huge difference to the practice both clinically and from a business perspective. Everything is more streamlined, faster and more efficient. There is no double handling of paperwork as they can email images immediately to dentists and specialists. There are no longer any chemicals used in processing old film images and there are a lot less poor quality images and more high quality images being taken.

Besides running around after Isaac and spending quality time with her family, Emily's hobbies are gardening, art and fashion. As her husband is a keen rugby fan, she is also a supporter of the Highlanders and the All Blacks. They have recently built a house on



The Planmeca ProMax S3 with cephalometric attachment

the Peninsula and she loves the drive to and from work during the week and working in the garden on the weekends.



Alison Howard, Stacey Clark and Briggitte Gamble (our orthodontic auxiliaries).

Emily has two food secrets - the Saturday morning Farmers Market for fresh seafood, Havoc pork, Central Otago fruit and a coffee with a French crepe – and The Friday Shop at Highgate Bridge which opens early one day a week at 6am. Each week Chef Jim Byars makes over 100 kg of croissant dough; the same quantity of puff pastry; he starts his stocks from scratch and makes croissants, pain au chocolate, almond croissants, tarts, pies, braised meats, soups and small cakes.

Secrets no longer! Don't you wish you lived in Dunedin?



## GC Fuji ORTHO

**A Range of Glass Ionomer Cements for Orthodontic Bonding**

### EASY ON

- No acid etching so no damage to enamel
- Bonds in a moist environment

### SECURE AND SAFE

- Sufficient bond strength, effectively maintained


### EASY OFF

- No damage to enamel, easy to clean away



**The easier, safer alternative to composites**

**EASY TO USE, SECURE AND SAFE FROM START TO FINISH**



**STRONG CHEMICAL ADHESION**



**BONDS IN MOISTURE**



**LONG-LASTING SECURE BOND**



**HIGH FLUORIDE RELEASE**



**EASY TO MOVE**

### Fuji ORTHO BAND Paste Pak



- GC Fuji ORTHO BAND is a blue-coloured resin modified glass ionomer for bonding orthodontic bands
- It can also be used for the cementation of appliances retained with stainless steel crowns.



**GC-FUJIORTHOBPP**  
2 x 13.3g, 7.2ml Paste Pack Cartridge with Mixing pad

### Fuji ORTHO LC

GC Fuji ORTHO LC is a light-cured, resin reinforced glass ionomer ideally suited for bonding orthodontic brackets

- Bonds brackets in a wet field
- Light cures in 10 seconds
- Continual fluoride release
- Resin reinforced glass ionomer technology
- Available in capsule and powder/liquid.



Powder/Liquid



Capsules

**GC-FUJIORTHOP** Powder 40g

**GC-FUJIORTHOL** Liquid 6.8ml

**GC-FUJIORTHOCAP**

50 Capsules

3shape 

## 3Shape TRIOS®

Digital Impression Taking Solution  
POD Configuration



**NOW AVAILABLE!**  
Contact us for a free demonstration.

### **The TRIOS® Pod solution**

is an alternative to the cart and offers both mobility and flexibility for dentists working in multiple locations or for clinics with limited space.



# A complete solution for One unit – one software

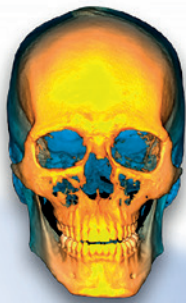


Panoramic • Cephalometric • CBCT image

Planmeca ProMax® unit

*Planmeca offers a complete solution for all your orthodontic needs. Our **Planmeca ProMax**® 2D and 3D X-ray units together with the advanced **Planmeca Romexis**® imaging software create a powerful combination – providing you with all the necessary clinical information and tools for orthodontic treatment planning and analysis.*

# orthodontics



• 3D photo • 3D model scan



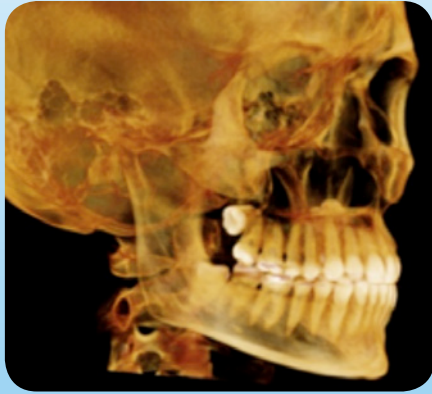
Planmeca Romexis® software

PLANMECA

## i-CAT for Orthodontics

### Low Dose Scan

Capture initial orthodontic workups and progress scans with a lower dose in just 4.8 seconds.



- Capture information critical to treatment through a clinically responsible approach that controls radiation exposure to the patient.
- i-CAT®'s adaptable settings allow you to select customised fields of view for broader or targeted areas of interest.
- Use the lower dose 4.8 second scan in orthodontics to capture dramatically more information in detailed 3D images while managing radiation dose.



### High Speed, Digital Panoramic/Cephalometric 7.4 Second Panoramic, 4.9 Second Cephalometric

The Veraviewepocs 2D HD features new, cutting edge technology that delivers extremely high quality images with low X-ray exposure.

This unit also offers a variety of specialised programs, such as the Orthoradial Panoramic projection, which reduces the overlapping of neighboring teeth, and the Shadow Reduction Panoramic projection, which reduces obstructing shadows. In addition, the AF function offers easy and accurate patient positioning.

A new High Definition (HD) update further enhances cephalometric image clarity with improved soft tissue display.



Veraviewepocs 2D is also completely upgradeable to the Veraviewepocs 3D model.






## ORTHOPANTOMOGRAPH® OP300

The most versatile imaging system




**"SEEING SMALL DETAILS LEADS TO GREAT DEEDS"**

ART OF IMAGING  
**FOR ORTHODONTICS**



- Gold standard image quality
- Confident diagnostics and planning
- Optimized dose



Learn more to see what OP300 can do in Orthodontics!  
[www.op300.com/orthodontics](http://www.op300.com/orthodontics)



# Henry Schein Brand

## HENRY SCHEIN Criterion Powder-Free Latex Gloves

Produced using on-line chlorination technology for better consistency

Fully textured for superior grip

Excellent dexterity

Ambidextrous

Non-Sterile

Available in Sizes: XS - XL.



HS-102-\_\_\_ Box 100

## HENRY SCHEIN Nitrile Glove Powder-Free Bubble Gum Scented

Next generation, powder-free nitrile. Soft, comfortable and finger textured

May prevent type-IV allergic reactions

Accelerator-free


Available in Sizes: XS - XL.



HS-900396\_ Pink Box 100

## HENRY SCHEIN Aloe Latex Textured Powder-Free Glove Green

Available in sizes: XS-XL.



HS-900287\_ Box 100

## HENRY SCHEIN Dri Gard Bib

Available in Blue, White, Green, Pink and Lavender.



HS-900103\_ Box 500

## HENRY SCHEIN Pure Nitrile Soft Powder-Free Glove Blue

These unique new Nitrile gloves offer excellent comfort and are pleasantly scented

Powder free, these gloves are finger textured for improved grip

Available in Sizes: XS - L



HS-900448\_ Box 100

## HENRY SCHEIN Masks

### Procedure Earloop

Available in Blue, White, Pink and Lavender.



HS-104-\_\_\_ Box 50

### Tie-On

Available in Blue Triple layer.



HS-1046809 Box 50

## HENRY SCHEIN Self Seal Autoclave Pouch



- HS-9006153 57x100mm (2.25x4")
- HS-9006154 70x230mm (2.75x9")
- HS-9006155 90x140mm (3.5x5.5")
- HS-9006156 90x255mm (3.5x10")
- HS-9006157 133x255mm (5.25x10")
- HS-9006158 190x330mm (7.5x13")
- HS-9006159 230x380mm (9x18")

# Henry Schein Brand

## HENRY SCHEIN Prophy Paste



Medium Grit 200gm Available in Spearmint, Bubblegum and Fruit Tingle

HS-HPPP0\_\_

## HENRY SCHEIN Dappen Dishes



HS900-1878 Plastic Assorted (1000)

HS900-1878A Plastic Assorted (250)

## HENRY SCHEIN SALIVA EJECTORS



Available in Clear Blue Tip, White and Pink

HS100-\_\_ Pkt 100

## HENRY SCHEIN Prophy Cups



### Latch

HS-1005559 Ribbed Soft Grey Pkt 36

HS100-5906 Webbed Hard White Pkt 36

### Screw In

HS-1001800 Ribbed Soft Grey Pkt 36

HS100-1801 Webbed Soft Grey Pkt 36

HS100-1802 Webbed Hard White Pkt 36

HS100-6188 Webbed Hard White Pkt 144

### Snap On

HS-1006461 Ribbed Soft Grey Pkt 36

HS100-5078 Webbed Hard White Pkt 144

## HENRY SCHEIN Plastic Cups



Box 1000 Available in Blue, White, Green, Pink and Lavender

HS-100-\_\_ & HS101-\_\_

## HENRY SCHEIN Latex Free Prophy Brush



RA Shank, 100 pkt

HS-9006524 Blue - Firm

HS-9006525 Purple - Medium

HS-9006526 Pink - Soft

## HENRY SCHEIN Prophy Cups Latex Free



RA Shank, 100 pkt

HS-9006521 Blue - Firm

HS-9006522 Purple - Medium

HS-9006523 Pink - Soft

## Steam as the preferred tabletop sterilising agent, and the raging controversy between the “b” and “s” approaches

M. Galian

Table top sterilisers in a clinical setting have been around since the time of Louis Pasteur.

The beginnings of preservation and sterilisation techniques go back to ancient years. Aristotle recommended to Alexander the Great, his troops should boil water before they drank it. The beneficial effect of passing surgical instruments through flame was well known to ancient civilizations. Heat as a preservative method in the medical industry was introduced in 1809 by Nicholas Appert, with his method of sealing vegetables and fruits in glass jars and then heating them. Louis Pasteur recommended to French vintners heating new wine at 55°C in the absence of air in order to avoid serious problems. Later he noticed that moist heat was more effective than dry heat. The proposition of sterilisation (1879) was simple enough: an integrated chamber with burners located at the bottom, and a serpentine connection to an adjacent water tank that would deliver a fixed amount of distilled water to the chamber at the outset of each cycle... the autoclave was developed. An autoclave is a device used to sterilise equipment and supplies by subjecting them to high pressure saturated steam at a set temperature for a set time depending on the size of the load and the contents. The name comes from Greek auto - ultimately meaning self, and Latin clavis meaning key — a self-

locking device.

Under this 19th century theory, the burners would then bring the temperature up to 121°C, the internationally accepted minimum for sterility to take place, and the resulting steam would permeate every corner, nook and cranny within and annihilate



any pathogenic or non-pathogenic organism in this enclosed environment. A brilliant idea indeed that has been with us since the 1880s and that allowed for the notion of sterile instruments at or in the vicinity of clinical point-of-use to be actively pursued by the pioneers of microbiology.

In order to understand the implications of cross contamination, and because of the forgetful nature of the human brain, it would be prudent to review basic definitions.

**Sterilisation** (when applied to the eradication of microorganisms): The total annihilation of pathogenic and

non-pathogenic organisms in any given environment rendering a product free of viable microorganisms.\*

**Disinfection:** The reduction in numbers of pathogenic and non-pathogenic organisms in any given environment that may or may not be detrimental to human health.†

As we can see, the first (sterilisation) is an absolute as there are no degrees of sterility inherent to the definition, whereas the second (disinfection) is not an absolute, and we can thus speak of low, medium, and high levels of disinfection. This indicates that in the proposition “total annihilation” the key word is “total.” And here we begin to understand why steam has made it as the predominant sterilising agent.

A word on steam: It is commonly accepted that the ideal sterilisation process is one that can be used between patient procedures; one that does not damage or corrode heat-sensitive instruments; one that is inexpensive; and one that consistently penetrates narrow orifices, channels, and the lumen of instruments of certain complexity.

All of the above makes pressurised steam the perfect candidate for the job as it is cost-effective, presents with no environmental concerns, and proves to be highly pervasive.

An important concept to remember

regarding steam is that the increase in temperature from boiling point to 134°C is instant, and that the temperature of moist heat can be raised by increasing chamber pressure, with the accepted formula as follows: 121°C sustained for thirty minutes will bring about sterility, but if we are able to increase the temperature to 132°C, we may decrease the time of exposure down to four minutes with the same result, that is, sterility.

The main objection to the traditional approach of steam in an integrated chamber was exposed in 1989 by Professor Fodder, who demonstrated that leaving 5 percent or more air in the chamber effectively prevents a true claim of sterility. The rationale behind this is that steam tends to spread out

in layers, and because steam is lighter than air, all air must vacate the chamber in order to avoid the formation of air-pockets, into which steam could not penetrate.

Obviously, without such penetration sterilisation could not happen and would be particularly absent within the hollow of instruments. So, it is established then that air removal is a condition sine qua non for sterility to occur.

Effective air removal was achieved in 1990 with the advent of STATIM®, a revolutionary design that moved away from the integrated chamber approach to the removable cassette-based chamber, where sterile instruments can be aseptically transported right to the point of use.

This is air removal by positive pressure

pulse displacement (dynamic air removal), where a steam generator injects pressurised steam into the chamber. Saturated steam now forces the air out through a valve, with the remainder of the air being removed by opening this valve at intervals. The effect is the creation of positive pressure pulses.

## EN13060

EN13060 is the European Standard for small steam sterilisers, i.e. steam sterilisers whose chamber volume does not exceed 60 litres. As a long-standing, active member of the working group responsible for this standard, SciCan is intimately familiar with the requirements of EN13060+A2 2010.

This European Standard specifies the performance requirements and test

## STATIM meets the Internet

The STATIM G4 is equipped with a web interface that enables online access and offers a platform with endless possibilities.




### G4

The STATIM G4 units offer an updated look and feel but most notably the first of its kind 2-way communication capabilities. Connecting the G4 series of products to your office network, you can view your units' current operation in real time, access cycle history, and also print sterilisation

records. The G4 is also capable of sending emails with sterilisation information and/or errors directly to you, your dealer or whomever you choose. Through secure internet protocols, your unit can also be remotely accessed by authorised personnel to help diagnose issues, saving you valuable time in repair turnover.

**SPEED**



STATIM, the world's fastest autoclave from start to sterile.

**TOUCH**



A large touch screen offers communication between the unit and the user, allowing for easy operation, and tutorial viewing.

**CONNECT**



Connect to anyone from anywhere... your STATIM is now accessible online.

**COLLECT**



G4 collects all cycle data and service history, protecting your office and patients.

*SciCan*

methods for small steam sterilisers and sterilisation cycles which are used for medical and dental purposes or for materials that are likely to come into contact with blood or body fluids. This Standard is intended for steriliser manufacturers and is also used and referenced by many non-European health/regulatory authorities and steriliser users.

At the heart of this Standard is the definition of the types of approved cycles: B, S, and N, as is defined in the beginning of EN13060§:

**B cycle** – The sterilisation of all wrapped or non-wrapped solid, hollow load products type A and porous products as represented by the test loads in the standard

**S cycle** – The sterilisation of products as specified by the manufacturer of the steriliser

**N cycle** – The sterilisation of non-wrapped solid products.

B-cycles use a vacuum pump to create a vacuum that ensures air removal before the chamber is pressurised with steam. The process is known as fractionated vacuum (negative pressure) and, relative to gravity displacement cycles, allows for better steam penetration through the entire load, but it must be tested daily for adequate air removal by using an approved process challenge device.

S-cycles can use a variety of technologies to ensure air removal before the chamber is pressurised with steam. The STAT/M Cassette Autoclave, as stated above, uses positive pressure pulse displacement (dynamic air removal). S-cycles do

not require daily air removal testing. In accordance with EN13060:2004+A2 2010 Section 7.1, STAT/M sterilisers are tested on a microbiological basis and have proven to consistently achieve a sterility assurance level of 10<sup>-6</sup> (or a 6-log reduction in microorganisms) for a variety of loads (solid, hollow, hinged, etc.). Furthermore, as required by Section 7.2 and 7.3, STAT/Ms 2000S and 5000S have passed Type testing, and each unit shipped has successfully undergone Works testing (the results of the Works test are provided with each unit).

N-cycles do not use multiple steam purges during the preparation phase of the cycle that would ensure air was removed from cavities of instruments such as found in dental handpieces. Here the trapping of air is a real concern and the formation of air pockets a possibility and therefore N-cycles, similar to gravity displacement cycles are only adequate for solid instruments.

“The removal of the air\*\* from the chamber prior to the commencement of “killing” time is the fundamental consideration in selecting the best autoclave”

### Microbiological Testing

Because STAT/Ms are S-cycle machines, they are very likely the sterilisers that have the most microbiological test data to prove their efficacy in destroying microorganisms, especially in medical and dental environments, while other autoclave manufacturers (B-cycles) rely on EN867-5:2001 approved PCDs (process challenge device) to claim

load processing. STAT/M users can therefore have the utmost assurance in the sterilisation efficacy of the STAT/Ms. They have been microbiologically tested and proven to successfully and effectively sterilise a variety of instruments.

The performance of the STAT/M autoclaves has been validated via microbiological testing, conducted by a well respected researcher and leader in the field of infection control.

To regularly validate the STAT/Ms and ensure they continue to attain the specified sterilisation conditions, the STAT/M Process Challenge Device (PCD) has been designed in order to demonstrate that the sterilisation parameters required and validated during microbiological testing have indeed been obtained. This device tests the unit and ensures that the mechanical components and software controls are functioning correctly and match those of the units tested during microbiological testing.

In sum, the removal of the air\*\* from the chamber prior to the commencement of “killing” time is the fundamental consideration in selecting the best autoclave for any clinical practice. The methodology through which this removal is achieved is of secondary importance. The

fact remains, in spite of the opinions of manufacturers, advocates, partisans and others, that both the S and the B cycles expel the air from the sterilisation chamber to such an extent where sterilisation of hollow instruments (such as dental handpieces) can be attained.

Where the removal of air through positive pressure (STAT/M) establishes its dominance is in the reduced duration of the cycle, an aspect rightly

coveted by most professionals, since the instrument turn-around time could be as short as 10 minutes.

This is achieved as a result of having the technological capability of injecting steam at will, and of creating conditions of sterility (temperature and pressure) through a chamber whose walls are extremely thin. In mechanical terms,

the effect of this approach is a gentler sterilisation process for your expensive instruments.

*\* Definitions of sterility in the medical literature vary in composition depending on the source, but the definition given here encompasses general consensus.*

*† Definitions of disinfection in the medical literature vary in composition depending on the source,*

*but the definition given here encompasses general consensus.*

*‡ EN 13060 2004+A2 2010, § 3.34*

*§ EN 13060 2004+A2 2010, Table 1*

*\*\* EN 13060 2004+A2 2010, § 3.3*



## **Mocom B FUTURA** Now you can see the difference!



### **Features**

- LED light bar for superior ergonomics
- Intuitive and exceptionally easy to use colour touch screen
- Fully compliant Paperless Traceability option


**And it's a Mocom....  
so you know it's hardworking and reliable**

For more information phone 0800 808 855 or email [sales@henryschein.co.nz](mailto:sales@henryschein.co.nz)



STERILISATION SPECIALISTS SINCE 1987

**INSTRUMENT  
MANAGEMENT**



## SHINE reNEW™ INSTRUMENT WIPES

*Make your instruments look like NEW!*

Shine reNEW Instrument Wipes effectively remove stain and rust, restoring the luster to stainless steel, brass, copper and anodized aluminum.

- Keeps hinged instruments moving freely by dissolving built-up residue
- Effectively clean, polish and protect instruments
- Eliminates the need for abrasive scrubs
- Quick and simple to use
- Restore luster to instruments and metals



### PART CODE

Shine reNEW Instrument Wipes  
(20 Wipe Canister)

HF-IMS -1455

### CLEANING AND CARE PRODUCTS

Instrument Lubricant Penetrating Oil, 8 oz	HF-IPS
Instrument Lubricant Spray, 8 oz	HF-ILS

### PROCEDURE TUBS

#### Signature Series™ Complete Tubs

Red	HF-IMS-1400	Orange	HF-IMS-1403	Blue	HF-IMS-1408
Gray	HF-IMS-1401	Yellow	HF-IMS-1405	Green	HF-IMS-1409
White	HF-IMS-1402	Purple	HF-IMS-1406	All Tubs	<b>\$88.80</b> each

Adjustable 3 Tub Rack, Min 71/2" - Max 151/2"W x 101/2"D x 13"H **HF-IMS-1433**

Adjustable 4 Tub Rack, Min 71/2" - Max 151/2"W x 101/2"D x 183/4"H **HF-IMS-1434**

Individual components and accessories are also available.

### SIGNATURE SERIES™ TUBS




Indent items

How the best perform





ORTHODONTIC



## HU-FRIEDY IMS SIGNATURE SERIES CASSETTES

Small Thin Orthodontic Cassette ►  
Large Thin Orthodontic Cassette ▼



### LARGE THIN ORTHODONTIC CASSETTE

Exterior Dimensions 8" x 11" x 0.75" (203mm x 280mm x 19mm)

Blue **HF-IMORTHLG8**

Holds up to 7 pliers and 4 hand instruments.  
SMALL

### THIN ORTHODONTIC CASSETTE

Exterior Dimensions 7" x 8" x 0.75" (178mm x 203mm x 19mm)

Blue **HF-IMORTHSM8**

Holds up to 4 pliers and 3 hand instruments.



### UNIVERSAL ORTHODONTIC CASSETTE

Exterior Dimensions 7.25" x 5.75" x 3.25" (184mm x 146mm x 95mm)

Red **HF-IMORTHO0**

Gray **HF-IMORTHO1**

White **HF-IMORTHO2**

Orange **HF-IMORTHO3**

Yellow **HF-IMORTHO5**

Purple **HF-IMORTHO6**

Blue **HF-IMORTHO8**

Green **IMORTHO9**

Holds 10 pliers, a Mathieu needle holder, and 3 hand instruments in an accessory area.

### DOUBLE-DECKER SMALL

#### ORTHODONTIC CASSETTE

Exterior Dimensions 4.5" x 8" x 1.5" (114mm x 203mm x 38mm)

Red **HF-IM9140-OR**

Gray **HF-IM9141-OR**

White **HF-IM9142-OR**

Orange **HF-IM9143-OR**

Yellow **HF-IM9145-OR**


Purple **HF-IM9146-OR**

Blue **HF-IM9148-OR**

Green **HF-IM9149-OR**

Holds up to 4 pliers, a Mathieu needle holder and 2 hand instruments.

\*Optional instrument rack available. Part code IM914x-ORA



\*Indent items.

How the best perform





## **ANDREA COOK** ORTHODONTIC PROCEDURAL KIT RECOMMENDATIONS

Hu-Friedy Orthodontics offers a superior quality instrument that stays looking newer longer for a better patient perception. In addition, our instruments offer a longer product life, so you are able to reduce your costs on instrument replacements

By standardising your instruments with IMS, additional time and revenue is generated while extending the useful life of your Hu-Friedy Orthodontic instruments. Dental professionals state that by implementing IMS, they save 5 to 10 minutes per procedure allowing the staff to spend more time on value-added activities.


Andrea Cook's in-office, hands on training motivates and energises orthodontic clinical teams. She bases training systems on practical knowledge gained through 20 years of chairside experience in Dr. David Turpin's office. She works as a clinical consultant and trainer for premier orthodontic offices.

Since effectively training clinical team members is a critical portion to the advancement of clinical productivity and profitability, Andrea works with teams to increase efficiency, improve communication and guides the office to a new level of excellence.

Her years of experience include working in single, double, and multi doctor practices. She has extensive experience as the clinical co-ordinator for a multi doctor practice seeing over 120 patients per day. Andrea's experience allows her to understand and address the concerns of the clinical team.

### **Andrea and Hu-Friedy Can Help You With:**


- Determining procedural set ups
- Sterilisation design and implementation



How the best perform



**ORTHODONTIC**



## PROCEDURE SET UP

Below is an example of the basic procedural setups most orthodontic offices use. These are personalized to each practice by the type of bracket system used, specific bonding procedures, as well as doctor and clinician preferences. The number of each set up will be determined by a calculation of patients and procedures in your schedule template and through put time of each cassette. The number and type of instruments needed will be developed by an instrument audit and input from the doctor and clinicians. Specific equipment recommendations will be based on cassette selection, number of cassettes and through put time.

### ARCHWCHWIRE/ADJUSTMENT

- Mirror HF-MIR5 & HF-MH6
- Scaler HF-SH6/76
- Cotton pliers HF-DPU17
- Mathieu/Hemostat HF-678-330
- Weingart HF-678-201L
- Ligature cutter HF-678-107L
- Distal end cutter HF-678-101L
- Bird beak (optional) HF-678-304
- Tweed (optional) HF-678-306

### BONDING

- Mirror MIR5 & MH6
- Scaler HF-SH6/76
- Cotton pliers HF-DPU17
- Mathieu/Hemostat HF-678-330
- Weingart HF-678-201L
- Ligature cutter HF-678-107L
- Distal end cutter HF-678-101L
- Bracket holder - Anterior HF-678-212
- Bracket holder - Posterior HF-678-212
- Bracket gauge N/A

### EXAM

- Mirror HF-MIR5 & MH6
- Explorer HF-EXD36
- Ruler (metal) HF-CLR6

### BANDING


- Mirror HF-MIR5 & HF-MH6
- Scaler HF-SH6/76
- Cotton pliers HF-DPU17
- Mathieu/Hemostat HF-678-330
- Weingart HF-678-201L
- Ligature cutter HF-678-107L
- Distal end cutter HF-678-101L
- Band remover HF-678-207
- Bite stick N/A

### DEBANDING

- Mirror HF-MIR5 & HF-MH6
- Scaler HF-SH6/76
- Cotton pliers HF-DPU17
- Weingart HF-678-201L
- Ligature cutter HF-678-107L
- Band remover HF-678-207
- Bracket remover HF-678-219
- Adhesive remover HF-678-206

### RETAINER CHECK

- Mirror HF-MIR5 & MH6
- Scaler HF-SH6/76
- Cotton pliers HF-DPU17
- Bird beak HF-678-304
- Three prong HF-678-302




Indent items

Compliance with CDC guidelines and patient assurance of providing the highest quality patient care can be achieved with the implementation of the cassette instrument processing system into your practice. Cassettes can increase clinical efficiency and maintain instrument quality as well. Please call for a smooth and seamless integration of these procedures into your busy practice.

How the best perform



ORTHODONTIC



## IMS® ORTHO ARCHWIRE ADJUSTMENT STANDARD SET-UP

### SET 1



#### HF-IMORTHOAA

##### IMS® Ortho ArchWire Adjustment Standard Set-Up Includes:

HF-IM5209-OR	Double Decker 20 Instrument Orthodontic Cassette, Green
HF-MH6	#6 Satin Steel® Mirror Handle
HF-MIR5/3	#5 Front Surface Mouth Mirror, 3 pack
HF-678-905	Ligature Director/Scaler, #6 Satin Steel® Handle
HF-678-101L	Universal Cut and Hold Distal End Cutter
HF-678-103	15° Hard Wire Cutter
HF-678-107	Micro-Mini Pin and Ligature Cutter
HF-678-201L	Weingart Pliers
HF-678-212	Direct Bond and Bracket Holder
HF-678-304	Light Wire Bird Beak Pliers
HF-678-302	Three Jaw Pliers
HF-678-330	Mathieu Pliers

### SET 2



#### HF-IMORTHOBB

HF-IM5203-OR	Double-Decker 20 Instrument Orthodontic Cassette, Orange
HF-MH6	Satin Steel Mirror Handle
HF-MIR5	#5 Front Surface Mouth Mirror
HF-678-912	LD1/BPS2 Ligature Band Pusher, Satin Steel Handle
HF-CVHL1/26	Hollenback Carver, Satin Steel Handle
HF-DP18	#18 Dressing Pliers
HF-678-101L	Universal Cut and Hold Distal End Cutter
HF-678-107	Micro-Mini Pin and Ligature Cutter
HF-678-201L	Weingart Pliers
HF-678-212	Direct Bond and Bracket Holder
HF-678-330	Mathieu Pliers

Indent items



**Orthodontist Neil Tobin has been the recipient of many awards and accolades during his extensive career in New Zealand and the UK. Since 2004 he has been based in Palmerston North at The Orthodontic Centre, sharing his expertise and passion for orthodontics with the region.**

Dr Tobin has a keen interest in technology, particularly solutions that improve productivity and workflow. When it comes to the latest advances in sterilisation, Dr Tobin and his team have made the transition to a comprehensive instrument management system.

It comprises three elements; instrument cassettes from SciCan and Hu-Friedy, a Hydrim instrument washer from SciCan, and the Bravo autoclave also from SciCan. Together they have changed our practising life for the better. We all joke about how we managed before when staff had to hand wash instruments prior to autoclaving. Staff found it repetitive and soul destroying to be employed doing such mundane repetitive tasks. Our staff are now happier and this shows in their interactions with patients and parents. Also, most of our staff are registered orthodontic auxiliaries and prefer to do what they are trained for, namely, look after our patients.

The Hu-Freidy IMS (Instrument Management System) allowed us to organise our instruments by procedure and room. The Orthodontic Centre has five surgeries, and each one is identified by a different coloured 'bubble' graphic on the outside.

"We have purple, yellow, red, orange and green bubbles outside each of our treatment rooms, which appeals to our younger orthodontic market. We have colour-coded the cassettes to match, making it easy to see which room they belong to. This ensures a steady flow of sterilised instruments return to the correct rooms ready for their next use. We have also enjoyed lots of positive comments from patients and parents alike who enjoy the look of the new instruments.

After use the cassettes can then be directly loaded into the Hydrim. The Hydrim C61w G4 by SciCan is an automated instrument washer which can sit on the countertop. It has validated cycles to ensure repeatable washing performance. "We have the Hydrim on five times a day now, which is great as it frees up so much staff time and it is quiet."

Once the Hydrim cleaning cycle is complete, the cassettes then move on for sterilisation. Before our BRAVO 17v and 21 we had three Statims for sterilisation. The short cycle time of the Statim

is its main strength but unfortunately they can only do small volumes. In a busy practice like ours it meant they needed constant supervision to empty and load. This was virtually a full-time job for a staff member. Our staff of orthodontic auxiliaries are highly valuable and need (and want) to be seeing patients, not spending time at the sterilisation unit all day. The large capacity of the two Bravo units means we sterilise most of the contents of the Hydrim in one go. The cycle time of twenty-four minutes is longer than the Statim but the considerably larger volume of instruments is much more efficient.



"It has measurably improved our workflow throughout the day which is the best benefit of all, as we all have more time to concentrate on the bigger picture." Our integrated system is simple and easy to use. Additionally junior staff with only minimal training and experience can operate the system as it is so straightforward. Most importantly of all, each stage can be validated and recorded for peace of mind for the practitioner.

"We sourced the Hu-Freidy cassettes, Hydrim and Bravos through Henry Schein. Henry Schein has extensive knowledge and an excellent range of products which has helped us build our instrument management system. I have enjoyed working with the HS team. Their depth and experience was essential in achieving such a great result."

"I enjoy using new technology to make things work better. I am delighted with our system because it makes the place flow beautifully. Even if people are away, we don't panic because the machines take the strain. I wouldn't want to go back and the team would refuse to go back! It has been a fun learning curve and keeps me and my practice moving forward."



### Majac EuroGuard EyeShield™

Style, Comfort, Distortion-free.

EyeShield™ has an optical-grade lens that curves around the face to maximise protection to the front and sides of the eyes. This protective eye shield guards against potentially infectious materials.

MJ-MEOP  
Office Pack; 10 Frames & 25 Clear Lenses

MJ-MEF10  
Replacement Pack of 10 Colour Frames

MJ-MEL25  
Lenses Refill Pack - 25 Disposable

### Majac Clinijet

For simple and effective Suction Maintenance.

MJ-CJDS5 CliniJet Daily Cleaner 5 Litre Bottle  
MJ-CJWS1 CliniJet Weekly Cleaner 1 Litre Bottle



### Majac Plastex

Gentle and effective cleaner for sensitive surfaces in the practice.

MJ-PLS500

### Majac Vibactum

Failsafe surface cleaner and disinfectant for routine cleaning with the added advantage of disinfection in a single product.

MJ-VIB500

### Majac Clinidet

Clinical Detergent ideal for cleaning dental instruments.

MJ-CL5

### Schülke Mikroqid Alcohol Free Wipes Tub & Refills

Tub of 200  
Refill Bag 200

SK-109190

SK-109184



### Schülke Mikroqid Alcohol free Liquid

1 Litre SK-109186

5 Litre SK-109193



### SciCan Optim Wipes:

Revolutionary surface cleaner and disinfectant for the war against microbes.

Virucidal, Bactericidal & Fungicidal

Cleans & disinfects surfaces using a patented formulation based on Hydrogen Peroxide that readily biodegrades into water and oxygen.

SCI-OPTIMW1



### Alpro Biofilm Removal System

A 2 stage system for effective biofilm removal from dental unit waterlines

BI1-3179



### Alpro Alpron

Liquid concentrate for decontamination and disinfection for optimal hygiene of treatment water in dental unit waterlines.

BI1-3184



### Bollé Rush Plus

Ultra light weight

Built in brow protection

Adjustable PVC nose bridge plus co-moulded temple arms for superior comfort and grip

New Platinum Coating - A high performance anti-fog + anti-scratch coating system applied on both sides of Clear and Smoke lenses

BL-166230\_



### Ansell Denta Glove White Nitrile

Does not contain natural rubber latex, eliminating Type 1 allergy concerns

Textured finger tips promotes 'sure handling' of instruments in wet or dry conditions

Nitrile film has excellent puncture and chemical resistance, delivering peace of mind in higher risk procedures

Full size range: XS-XL

AN-47\_



### Alpro Bilpron


For decontaminating, cleaning and long lasting inhibition of biofilm formation in dental unit water lines

BI1-3181

## Quintessence Biomechanics in Orthodontics: Principles and Practice

Author(s)/Editor(s): Nanda, Ram S. and Tosun, Yahya

Though comprehensive diagnosis and treatment planning set the stage for effective orthodontic treatment, it is a clear understanding of the fundamental bio-mechanical principles behind orthodontic force that allows the clinician to design the most favourable appliances and systems. Correct application of the principles of biomechanics leads to highly efficient and successful orthodontic treatment; a lack of proper understanding produces ineffectual systems that may even lead to collateral tissue damage. In addition, knowledge about the properties of the latest wire, bracket, and bonding materials and designs is a key factor in the configuration of successful orthodontic appliances. This essential book introduces students of orthodontics to the evolution of orthodontic technology and the properties of orthodontic materials, and outlines the essential mechanical principles behind successful orthodontic treatment.




Q-5120654 168 pp; 350 two-colour illustrations

## Quintessence Manual of Wire Bending

Author(s)/Editor(s): Nakajima, Eiichiro


Effective wire bending techniques that are customised to each individual patient make orthodontic treatment more efficient and can reduce treatment time. In lieu of overly complicated wire bending, the author of this manual promotes precise, intuitive bending and presents the proven methods that work with any biologically compatible wire. The essential components and techniques of customised wire bending are detailed step-by-step, including trimming of casts; selection and proper manipulation of pliers; the first-order bends (in or out), second-order bends (up or down), and third-order bends (torque); and optimal methods of adjustment to be used during orthodontic treatment. In addition, the author elucidates the "fourth-order bend," which is the understanding of how to use a wire effectively to apply orthodontic force to a patient over time. Technical images and case presentations illustrate each step of the process to ensure maximum comprehension. A must-have guide for orthodontic residents and practitioners alike.



Q-5120652 96 pp (spiral binding); 288 illustrations (117 in colour)

## Orthodontic and Surgical Management of Impacted Teeth

Author(s)/Editor(s): Kokich, Vincent G. and Mathews, David P.



Impacted teeth are a commonplace encounter in dental practice, yet currently there is not a comprehensive book detailing the surgical treatments and orthodontic therapy to erupt or manage these teeth. Written by arguably the best orthodontist in the world and his periodontist colleague of almost 40 years, this text covers the various types of impactions an orthodontist and surgeon will encounter, including maxillary central incisors, maxillary canines (both labially and palatally impacted), mandibular canines, premolars, and

mandibular molars. Each chapter focuses on a specific impacted tooth and how it can be surgically uncovered and orthodontically moved. The book also presents a chapter on failed cases, explaining what went wrong and how to prevent such negative outcomes when treating similar cases. Ideal for any dental practitioner who treats impacted teeth, this comprehensive and up-to-date book is a fitting legacy for Dr Kokich, whose impact within the field of orthodontics will be felt for years to come.


Q-5120760\* 188 pp; 590 illus (mostly color)

## Early-Age Orthodontic Treatment

Author: Aliakbar Bahreman

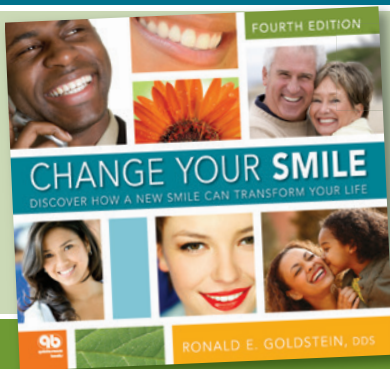
This book presents readers with the information necessary to understand the morphogenesis of orthodontic problems, to differentiate among various conditions, and to apply early intervention approaches to optimal effect. It provides an overview of dental development, from tooth formation to permanent occlusion and emphasises the developmental stages that must be recognised during patient examination to facilitate differential diagnosis.

The discussions in part 1 of the concept of early-age treatment and the basic foundation of occlusal development empower practitioners to detect anomalies and intervene as necessary. Part 2 consists of chapters explaining the ontogeny, diagnosis, and early detection of, as well as the proper intervention for, nonskeletal problems. Part 3 includes chapters on early intervention for dentoskeletal problems in the sagittal, transverse, and vertical dimensions.



Q-5120741 436 pp; 1,534 illus (mostly color)

## DISCOVER HOW A NEW SMILE CAN CHANGE YOUR LIFE



QUINTESSENCE

CHANGE YOUR SMILE  
4th Edition, by Ronald E. Goldstein

Change Your Smile speaks directly to patients about the range of possibilities as well as the limitations of cosmetic dental treatment, arming them with the knowledge they need to communicate effectively with their dentists.

"Truly one of the best marketing tools in dentistry!"  
Linda Miles

Q-5120611 244pp (softcover); 484 Colour illustrations



# Laboratory

## WHIP MIX Orthodontic Stone

Super-white dental stone  
Hard, accurate dental stone of super-white colour  
ISO Type 3.



### Physical Properties

Working time:	5-7 mins
Setting time:	7-9 mins
Expansion %:	0.09%
Compressive Strength 1 hour:	4,500 psi (31 MPa)
Compressive Strength 48 hours:	8,500 psi (59 MPa)

WM-31801 Orthodontic Stone 22kg

## WHIP MIX Plaster

Super-white dental plaster  
Developed specifically for orthodontic use, is harder and whiter than ordinary plaster and provides an accurate and dense cast. It has a long working time and trims easily.  
ISO Type 2.



### Physical Properties

Working time:	7-9 mins
Setting time:	14 mins
Expansion %:	0.20%
Compressive Strength 1 hour:	3,500 psi (25 MPa)
Compressive Strength 48 hours:	6,500 psi (45 MPa)

WM-31836 Orthodontic Plaster 22kg

## WHIP MIX Model Glow

Model soap that gives an incredibly high luster to gypsum models  
Does not yellow or flake and seals the pores to provide a protective coating  
Its thin consistency does not affect occlusal accuracy  
Long lasting and can be used full strength or diluted  
Models can be buffed wet or dry.



WM-29009 Model Glow 3.75 litre

## WHIP MIX Green Envy

Tray cleaner that removes alginate and gypsum from impression trays naturally - pH Neutral  
Dissolves the alginate and plaster residue - interacts instead of reacts with soils and surfaces - no need to scrape or scour  
Gentle to the skin and biodegradable - safer for the skin and safer for the environment  
Concentrated - mix with water to clean approximately 500 trays.



WM-09637 Green Envy 450g

## HENRY SCHEIN Lucite Archwire Holder

For naturally shaped arches  
A convenient way to store inventory and dispense your archwires  
A must for all wire users  
4" x 9".



HS106-6829 Lucite Archwire Holder

## HENRY SCHEIN Plier Rack

Sturdy, upright acrylic rack  
Can hold up to 15 pliers as well as several double-ended instruments on its front shelf  
Clear hinged cover helps to keep the pliers sanitary and dust-free while it provides a clear view of the instruments.



HS900-4335 Plier Rack



## 12" ORTHODONTIC MODEL TRIMMER

The 12-inch Orthodontic Model Trimmer was designed for professionals who wish to simplify the trimming of casts. The adjustable work table is simple and easy to use, with only two functional accessory devices necessary to trim a complete model. Table will adjust vertically with near vertical cutting force.

As with all Whip Mix Model Trimmers, this unit is quality constructed for precision and dependability and includes many of the same convenience features including Orthodontic Work Table with Vertisquare, Angle Guide and Coarse Abrasive Wheel. Accessories include Electric Water Valve, Water Spray Attachment and Splash Shield.

### Technical Specifications

Dimensions:	H 430, W 405, D 380 mm
Weight:	19.6 Kg
Drive Motor:	1,725 RPM 1/2 HP



WM-20753 Orthodontic Model Trimmer



## GC COE® SPACER TRAYS Disposable Plastic Impression Trays



COE Spacer Trays are disposable, perforated impression trays made of rigid plastic designed with a unique spacer in zig-zag design to ensure enough space is present around the teeth for the impression material.

Unique zig-zag spacers minimise cusp contact with the tray ensuring seating of tray at the correct depth

Anatomical design reduces pressure on the soft tissue

Strong rigid construction provides excellent stability and support.



COD-SPACER\_ Pkt 12

## ALGINATE

Colour Change Alginate  
Colour change indicates final setting in the mouth  
Dust free.



### Technical Specifications

Mixing Time:	45 secs
Working Time:	1 min, 45 secs
Time in Mouth:	30 secs
Setting Time:	3 mins

HS-ALGINATE 450g

## ZHERMACK ALGINATES



**Orthoprint - Highly Elastic, Extra Rapid, Easy Mixing**

ZH-10005 500g

**Hydrogum - Elastic, Easy Mixing**

ZH-10025 500g

**Hydrogum5 - 5 Days Stability**

ZH-C302070 453g

**Neocolloid - Easy Flow, High Precision, Better Mixing**

ZH-10035 500g

**Tropicalgin - Chromatic, Highly Compact, Easy Mixing**

ZH-302240 453g

Contact your Territory Manager for technical information on Zhermack Alginate

## HU-FRIEDY ORRINGER CHEEK RETRACTOR

Hands Free Retraction  
#2 Medium or #3 Large



HF-CR02 Medium

HF-CR03 Large

## HU-FRIEDY PLASTIC CHEEK RETRACTOR



HF-CRPA Adult

HF-CRPC Child

## DENTAURUM NOVEL DESIGNS

Comical designs for placing in orthodontic appliances

Designs available: Crocodile, Dragon, Fish, Owl, Elephant, Heart, Duck, Motorcycle, Snail, Frog, Parrot, Ladybird, Racing Car, Raven, Spider, Devil, Foot-baller, Mouse, Beaver, Dolphin.



DN16010\_\_\_ 20 per pkt

Items are indent.

## DENTAURUM ORTHOCRYL

### Orthodontic Acrylic

A cold cure resin with extended working time for functional orthopaedics. It can be used for both the spray on (salt and pepper) and doughing technique.



DN16011200	Powder Clear 1kg
DN16115000	Liquid Clear 1000ml
DN16000700	Powder Fluro Yellow 200g
DN16001000	Powder Fluro Green 200g
DN16000800	Powder Glitter Blue 50g
DN16000900	Powder Glitter Pink/Liac 200g


\*More colours and sizes available on request.

## ZHERMACK ELITE ORTHO STONE

Only 15 minutes to remove the model from the impression

Thixotropic, great casting and compression strength

Smooth surfaces, easy polishing and extremely chip resistant



ZH-C410320 White 25kg bucket

## Vertex Dental

### VERTEX ORTHOPLAST

- Self-polymerising acrylic for orthodontic appliances
- Unique grain structure makes this acrylic suitable for the spray-on technique.



VX-OR250MLQ9\_\_\_  
Orthoplast Liquid Colour 250ml  
(various colours)  
VX-OR500MLLQC  
Orthoplast Liquid Clear 500ml  
VX-OR500GC22  
Orthoplast Powder Clear 500g

An extensive range of coloured liquids is also available on request.



### VPM2™

### Programmable Vacuum Mixing Unit

The VPM2 is designed for vacuum mixing all types of stones, plasters and investments. You can enter up to 30 separate programs using several parameters to custom mix a material. Utilising multiple stages, the VPM2 can be programmed for time, speed and paddle direction.

- Pre-mix stage blends powder and liquid using alternating paddle direction, eliminating the need for hand mixing
- Twin chamber, oil-less vacuum pump offers a powerful vacuum, providing a bubble-free mix
- Vortex inducing paddle design quickly and efficiently incorporates mix
- Inlet filter prevents material from entering vacuum pump
- Display programmable in 5 languages (English, German, French, Italian and Spanish)
- Compact, space saving design



WM-29341 VPM2 Unit with Wall Mount

## BAUSCH ARTICULATING PAPER



- BA-BK0\_ 300 Strip with Dispenser Blue or Red
- BA-BK100\_ 300 Strip Refill Blue or Red
- BA-BK0\_ 50 Sheets Horseshoe Blue or Red
- BA-BK05 300 Strip Booklet Blue

## MICROBRUSH



MB-MFA400 Microbrush Fine Yellow/Pink Pkt 400

MB-MBMA400 Microbrush Regular Assorted Pkt 400



## The reliable properties of GC AROMA FINE remain unchanged.

### Accurate impression



Easy-mixing of AROMA FINE PLUS results in a creamy, bubble-free consistency that captures details accurately.

### Optimal thixotropic property



AROMA FINE PLUS provides a balance of good drip resistance and fluidity to effectively provide coverage enabling detailed impression taking with minimal discomfort to the patient.

### Smooth model surface




AROMA FINE PLUS has good compatibility with hard stones producing a smooth and precise detailed reproduction on the gypsum model.

### Aroma Fine Plus Physical Properties

Setting types	Setting time from start of mix (room temp 23°C water temp 23°C)	Holding time in mouth	Compressive strength	Strain in compression	Recovery from deformation
Fast	2 min. 30 sec	1 min. 30 sec	0.7MPa	14.6%	97.4%
Normal	3 min.	2 min.			



GC-0130F076-00\_ Normal / Fast Set 1kg



## HU-FRIEDY ORTHO - A CUT ABOVE

### WARRANTY

- We guarantee our utility pliers and benders for 10 years and our cutters for 7 years (3 years for 678-113) against material defects and craftsmanship.
- All Hu-Friedy cutters qualify for one free sharpening within 12 months of purchase.
- Visit Hu-Friedy.com for full product warranty details.

### IMMUNITY STEEL

- A premium blend of surgical stainless steel which provides corrosion resistance, optimal strength and longer product life.
- 100% stainless steel pliers from tip to tip – no dissimilar metals reaction.
- No chrome plating to scratch off, exposing lower quality metals that rust.

### ORBIT FORMED JOINT

- Consistent smooth functionality – glides smoothly with no wobble.
- True alignment of cutter tips – rattling at the joint means tips do not come together properly.
- Single part construction - no shims to wear out, seize up or corrode.

### SATIN FINISH

- Dramatically reduces light reflection into the clinicians' eyes because the surface absorbs light versus high polish which reflects light.
- Shows less 'wear and tear' than high polish which means the instruments look newer longer.

### LASER ENGRAVING OF APPLICABLE WIRE SIZES

- All Hu-Friedy Ortho pliers are laser engraved with the applicable wire minimums and maximums. This helps to educate residents, new Ortho assistants and/or serve as a friendly reminder to the Orthodontist.

### STERILISATION

- All Hu-Friedy Ortho instruments are Steam Sterilisable/Autoclave Compatible.

### HIGH LEVEL OF SERVICE

- Hu-Friedy is dedicated to providing a level of support that is equal to the quality of its instruments.


### INSTRUMENT MAKERS - 100 YEARS STRONG

- We focus on one thing – instruments, not brackets, bands, etc...
- Highly consistent quality.

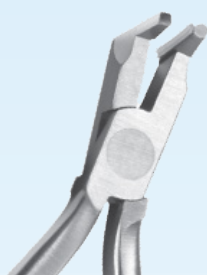
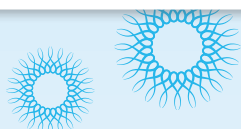
How the best perform



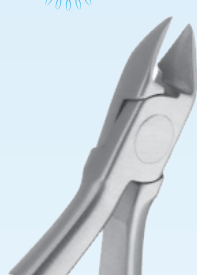
ORTHODONTIC



## HU-FRIEDY ORTHODONTIC SLIM COLLECTION



**HF-678-113**  
Slim Flush Cut & Hold  
Distal End Cutter




**HF-678-500**  
Slim Micro Cutter



**HF-678-501**  
Ultra Slim  
Weingart Pliers



**HF-678-502**  
Slim Hammerhead  
NiTi Pliers



**HF-678-503**  
Slim Band  
Removing Pliers



**HF-678-504**  
Slim Direct Bond  
Bracket Tweezers



**HF-678-505**  
Slim Buccal Tube  
Bonder Tweezers



**HF-678-506**  
Distal Cinch Back  
Hand Instrument

### HOW LESS MEANS MORE FOR YOUR PRACTICE

Your day is nonstop as an orthodontist. A steady flow of patients, an overwhelming schedule, plus the pressure to create beautiful, functional smiles for each and every patient. What if you could improve procedural time, enhance patient comfort and have more consistent, reliable outcomes through less instrumentation? Good news—Hu-Friedy has the solution for you! The Hu-Friedy Orthodontic Slim Collection—eight instruments that feature a slimmer working end. Less instrumentation means:

- More intraoral adaptation
- More intraoral maneuverability
- More patient comfort
- More time savings allowing for more patient education

Crafted with the finest materials and techniques, the Hu-Friedy Orthodontic Collection lasts longer and performs better than any other ortho instruments in the market. With Hu-Friedy Ortho instruments, your best is about to get better for you and for your patients.

Ident items

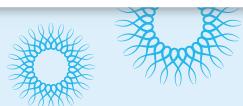

How the best perform

### DID YOU KNOW?

Unlike most orthodontic instruments on the market, Hu-Friedy Orthodontic instruments are designed to withstand the rigors of steam sterilisation while still maintaining their beauty and functionality, time after time.



## HU-FRIEDY ORTHO LINGUAL COLLECTION



### CUTTERS

Lingual Distal End Cutter	HF-678-700
Lingual Pin & Ligature Cutter	HF-678-701

### PLIERS

Lingual Weingart Pliers	HF-678-702
Lingual Weingart Pliers, 90°	HF-678-702-90
Lingual Bracket Removing Pliers	HF-678-703
Lingual Hammerhead NiTi Pliers	HF-678-704
Lingual Hammerhead NiTi Pliers with Serrations	HF-678-704SER
Lingual Mathieu Pliers	HF-678-705

### LIGATURE DIRECTORS

Lingual Ligature Director	HF-678-706
Lingual Ligature Director, U Shape	HF-678-707

14% TO 29% THINNER  
ORBIT FORMED JOINT  
THAN STANDARD



1.2" TO 2" LONGER  
THAN STANDARD  
HANDLE & 3/4" TO  
1.2" LONGER THAN  
LONG HANDLE

The Ortho Lingual Collection consists of ten instruments that feature:

- Optimal **intraoral** access
- Ideal **visibility** for clinician
- Enhanced **comfort** for patient
- More **time savings** allowing for additional patient education

Every ortho instrument from Hu-Friedy is created using the highest quality materials, processes and quality assurance.

### DID YOU KNOW?


Hu-Friedy Orthodontic instruments are designed to withstand the rigors of steam sterilisation while maintaining their beauty and functionality.

Indent items

How the best perform

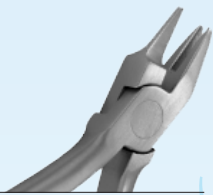


ORTHODONTIC



## EVERY ORTHODONTIST NEEDS THESE ORTHO INSTRUMENTS

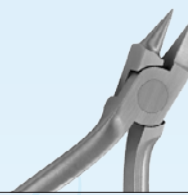
### Used For Adjustments Of Partial Dentures:



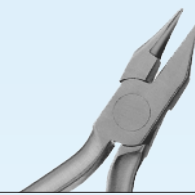
HF-678-302  
Three Jaw Pliers



HF-678-312  
Mini Three  
Jaw Pliers



HF-678-304  
Bird Beak Pliers



HF-678-326  
Long Tapered  
Bird Beak Pliers

### Utility cutter in office (and emergency ortho patients whose wires are poking and painful):



HF-678-101  
Universal  
Cut & Hold  
Distal End Cutter



HF-678-101L  
Universal  
Cut & Hold  
Distal End Cutter  
With Long Handle



HF-678-202  
Slim Weingart  
Pliers



HF-678-204  
How Pliers,  
Offset

### Holds the wedge firmly for interproximal fillings without rocking:

### Used to contour stainless steel crowns:




HF-678-221  
Crown & Band  
Contouring Pliers



HF-678-221M  
Crown & Band  
Contouring Pliers, Slim

### Used to remove adhesive:



HF-678-206  
Adhesive Removing  
Pliers

Indent items

How the best perform

**Hu-Friedy**



## KAVO SPECIALTY HANDPIECES

### PROPHYflex 3

Simply the best results - perfect, quick and simple prophylaxis

Easy to use everywhere due to the MULTIflex coupling; no additional connection, equipment or foot controls are necessary.

KV-1.000.4672 PROPHYflex 3 Handpiece



### RONDOflex Plus

The powerful and gentle air abrasion system with spray

Incomparable flexibility through problem-free use at various workplaces thanks to MULTIflex coupling: simply push on and start without additional equipment or connections.

No need for inconvenient assembly.

KV-1.002.2179 RONDOflex Plus Handpiece

\*While stocks last.



# SPEC<sup>3</sup>® LED

## Performance Without Compromise

### MULTIPLE MODES

- **Standard Mode:** Ideal for most composite curing scenarios
- **3K Mode:** For rapid curing when time is an issue, like paedo or patients with gag reflex
- **Ortho Mode:** Cures an entire full-arch of brackets with 2 three second intervals per bracket

### HIGH INTENSITY

- **Standard Mode:** 2mm Cure in 5 seconds
- **3K Mode:** 2mm cure in 1 second
- Cures effectively at large tip to target distances

W-60013944

\*W-60013951





## SDI radii plus +

Curing? Whitening? Transilluminating?  
The Radii Plus + does it all.



The Dental Advisor, Vol. 23,  
No. 3, April 2006.

- 5 year warranty\*
- Highest intensity – 1500mW/cm2
- Stays charged for 1200 ten second cures (equivalent to 3hr 20min continuous cure)
- Cordless - allows complete freedom of movement and total control
- Requires no noisy fans
- Built-in Radiometer
- Very lightweight - 177gms!



SD-5600202

## SDI Orthodontic LED attachment for radii plus +

Fast and efficient bonding of brackets.

- Beeps every 10 seconds & runs continuously for 5 minutes
- 5 year Warranty!!



SD-5600259

# YOUR DESIRE, CURED.



# VALO®

broadband LED curing light

The only light with the power to deliver desired results with every material, every location and by every clinician. Cure your desire with VALO.

- Reduced curing time
- Broadband LED cures all materials
- Sleek, ergonomic design
- Three options to choose from



## The best things come in small packages.

### Blok Jet SILENT by Cattani

Your complete plant-room within a small footprint (760mm x 650mm) operating in near silence without creating disruption, Blok Jet SILENT houses the clinic compressor and centralised suction (fitted with amalgam separator).

Blok Jet SILENT has been designed to offer a viable solution to clinics with space restrictions, without having to compromise on performance or reliability.

Blok Jet SILENT is available in two models:

- 2 surgeries
- 3 - 4 surgeries

Speak to Henry Schein if you would like information on Blok Jet SILENT or any assistance in planning your plant-room configuration.

...because we're the specialists.



Small 760 x 650 footprint



**CATTANI**

air technology



## OSCILLATING CONTRA-ANGLE ORTHO HANDPIECE



K-OS30\* \*Indent item.

Scan this QR code to see a short video of this handpiece.



## MANDRELS



303\*

RA Mandrel for Discs, Polishers and Brushes, Stainless Steel



327\*

RA Special Mandrel Stainless Steel

\*Indent product

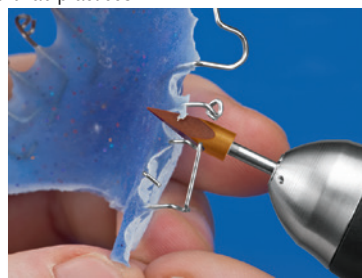
## INTERPROXIMAL ENAMEL REDUCTION SET (includes 2 Diamond Strips, Discs & 2 Burs)



K-4594

## EXTRA SOFT ACRYLIC CUTTER

- Work with acrylic materials like retainers and partial dentures without cutting wires!!
- Avoids all damage to ortho wire brackets, connectors, springs and retentions
- Will cause NO heat damage, perfect for ortho and lab practices.



K-SC1104055

## DIAMOND STRIPS



WS25 Range Honeycomb design, 2.5mm wide, Pkt 10



WS37 Range Honeycomb design, 3.75mm wide, Pkt 10



DS25 Range 2.5mm wide, Pkt 10

## KOMET TUNGSTEN CARBIDE BURS

### Adhesive Removers



H22AGK\*  
Labial,  
Safe End



H22ALGK\*  
Labial,  
Safe End, Long



H390AGK  
Palatal,  
Safe End



H379AGK\*  
Palatal,  
Safe End

\*Available in friction grip and right angle options.



### Q-Finishers

Trim and finish on composite with efficient optimal results.



H134Q  
6mm Labial



H379Q  
Palatal / Occlusal



H48LUF  
Flame, Ultra Fine



H135Q  
9mm Labial

**INTERESTED IN SEEING MORE OF KOMETS EXTENSIVE RANGE?  
ASK YOUR TERRITORY MANAGER TO SEE AN ORTHODONTIC BUR WALLET.**

# Preventative

## Philips Series 2 Plaque Defence

Offers superior plaque removal at the push of a button.

### Modes

- Clean: For exceptional everyday clean

### Design and finishing

- Colour: Sky Blue

### Cleaning performance

- Speed: Up to 31,000 brush strokes/min
- Performance: Removes up to 6X more plaque
- Health Benefits: Helps reduce cavities
- Timer: Smartimer to help achieve brushing for two minutes

### Ease-of-use

- Brush Head System: Easy snap-on brush heads
- Brushing Time: Up to 2 weeks
- Battery Indicator: Light shows battery status
- Handle: Slim ergonomic design

### Technical specifications

- Battery: Rechargeable
- Battery Type: NiMH

### Power

- Voltage: 110-220 V

### Service

- Warranty: 2-year limited warranty



## Philips Series 3 Gum Health

Provides superior plaque removal and gum care in an easy-to-use power toothbrush.

### Modes

- Clean: For exceptional everyday clean
- 3 Intensities: Low, Medium, High

### Design and finishing

- Colour: Persian Green

### Cleaning performance

- Speed: Up to 31,000 brush strokes/min
- Performance: Removes up to 6X more plaque
- Timer: Smartimer and Quadpacer

### Ease-of-use

- Brush Head System: Easy snap-on brush heads
- Brushing Time: Up to 3 weeks
- Battery Indicator: Light shows battery status
- Handle: Slim ergonomic design

### Technical specifications

- Battery: Rechargeable
- Battery Type: Lithium ION

### Power

- Voltage: 110-220 V

### Service

- Warranty: 2-year limited warranty



PH-HX6231-01 Plaque Defence Series 2 Power Toothbrush

Includes 1 x 2 Series Plaque Control Handle,  
1 x ProResults Plaque Control Brush Head & 1 Charger

PH-HX6631-01 Gum Health Series 3 Power Toothbrush

1 x 3 Series Gum Health Handle,  
1 x ProResults Gum Health Brush Head,  
1 x Charger & 1 x Travel Case

## Philips FlexCare Platinum

With nine unique brushing options, an intuitive pressure sensor and advanced brush head technology, Philips Sonicare FlexCare Platinum goes beyond traditional cleaning to deliver exceptional plaque removal and improved gum health.

### Modes

- Clean: For exceptional everyday clean
- Gum Care: Gently massages gums
- White: Removes surface stains
- 3 intensities: Low, Medium, High

### Cleaning Performance

- Speed: Up to 31,000 brush strokes/min
- Performance: Removes up to 7 x more plaque
- Timer: Smartimer and Quadpacer

### Ease-of-use

- Brushing Time: Up to 3 weeks
- Battery Indicator: Light shows battery status
- Handle: Slim ergonomic design
- Display: Illuminated display

### Technical Specifications

- Battery Type: Lithium ION

### Service

- Warranty: 2-year limited warranty



PH-HX9182 FlexCare Platinum with Sanitiser

1 x FlexCare Platinum Handle,  
2 x InterCare Standard Brush Heads, &  
1 x Charger

## Philips DiamondClean

DiamondClean gently drives fluid deep between teeth and along the gum line helping to dislodge plaque, for a clean that you can see and your patients can feel.



### Modes

- Clean: For exceptional everyday clean
- Gum Care: Gently massages gums
- Polish: Brighten and polish your teeth
- Sensitive: Gentle teeth and gum cleaning
- White: Removes surface stains

### Cleaning Performance

- Speed: Up to 31,000 brush strokes/min
- Timer: Smartimer and Quadpacer

### Ease-of-use

- Battery Indicator: Illuminated icon indicates battery life
- Handle: Slim ergonomic design
- Display: Illuminated display

### Technical Specifications

- Battery Type: Lithium ION

### Service

- Warranty: 2-year limited warranty

PH-HX9332-04 DiamondClean White

PH-HX936267 DiamondClean Pink

PH-HX9352 DiamondClean Black

Includes 1 x DiamondClean Handle,  
1 x DiamondClean Compact and  
1 x DiamondClean Standard Brush Heads, 1 x  
Glass Charger & USB Travel Charger

**NEW & IMPROVED!**



**PHILIPS**  
sonicare

**Sonicare For Kids:**  
When your goal is superior results.

See improved results while they learn.

It's never been easier for your younger patients to get the most from each brush. With 500 brush strokes per second, up to 75% more plaque removal than a manual toothbrush and improved compliance features, brushing can be just as effective as it can be fun. With all of this, it's easy to see why Philips Sonicare For Kids is scoring big with kids.

PH-HX631107



## Colgate® ORTHO REGIME BAG



**Bag Contains:**  
 1 x V-Trim Ortho brush  
 1 x Total 45g Toothpaste  
 1 x Pack of 6 Interdental brushes 6mm  
 1 x Oral Care During Ortho leaflet

**CG-REGIMEORTHO**

## COLGATE Neutrafluor 5000 Toothpaste



Neutrafluor 5000 high strength fluoride toothpaste  
One step concentrated fluoride treatment toothpaste ensures better patient compliance  
Widely available behind the pharmacy counter  
Available in 'Sensitive' variant

CG-1224396  
Neutrafluor 5000 Plus Toothpaste

CG-12247541  
Neutrafluor 5000 Sensitive Toothpaste

## COLGATE Neutrafluor 220 Alcohol-Free Daily Fluoride Mouth Rinse



Provides protection against enamel decalcification  
Useful during orthodontic treatment  
Active ingredients:  
Neutral Sodium Fluoride 0.05% w/v  
and Ethanol 8.3% w/v.

CG-1224748 6 Bottles x 473ml

## COLGATE Total Interdental Brushes

Unique triangular brush head with Tri-Proxi™ bristle cross section  
Unique handle design - includes cap  
Sizes 2mm Very Fine, 4mm Fine, 5mm Medium and 6mm Large



CG-122389\_ 6 x 6 pack

## COLGATE V-Trim Ortho Brush For Use During Orthodontic Treatment

The Colgate Ortho V-Trim bristle system cleans teeth, in and around braces and other orthodontic appliances  
Soft and long outer bristles gently clean tooth surfaces and along gum line



CG-183901153 Pkt 12

## COLGATE Slim Soft Brushes

Specially designed square tufting hole, flat trim, sense slim tapered bristle structure to provide a good mouth feel and increase reach below the gum line and between teeth  
Unique curve neck and handle design to increase reach and provide an enhanced brushing experience



CG-183901785 Packet of 12

## COLGATE Maximum Cavity Protection Sugar Acid Neutraliser Toothpaste

Fights sugar acids in plaque - the #1 cause of cavities  
Reduces demineralisation  
4X greater remineralisation  
Almost 2X greater reversal of early caries lesions  
Up to 20% greater reduction in new cavities at 2 years



CG-1223477 Box of 12

## 3M CLINPRO™ White Varnish with Tri-Calcium Phosphate



Application takes just seconds  
The colour is similar to enamel, so it's virtually invisible  
Available in Mint flavour.  
Clinpro White Varnish with Tri-Calcium Phosphate

MD-12249 Pkt of 50

## 3M CLINPRO™ Tooth Crème with Tri-Calcium Phosphate



Provides improved fluoride delivery, strengthening of enamel and reversal of white spot lesions  
Prevents cavities  
Cleans and whitens teeth  
Low abrasion  
Vanilla Mint or Spearmint flavours.  
Clinpro Tooth Crème with Tri-Calcium Phosphate 113g Tube

MD-12216

## GC Interdental Tooth Cleaning Brushes



The brush has a specially curved, non-slip antibacterial handle in the ideal angulation and is available in 3 different sizes to suit the patient's requirements  
Sizes SS, S, M, Assorted.

GC-BRUSH\_ Pkt of 20



## GC TOOTH MOUSSE & TOOTH MOUSSE PLUS FOR ORTHODONTICS

### Prevention

Daily application of GC Tooth Mousse with RECALDENT™ (CPP-ACP) throughout the full course of orthodontic treatment can help:

- Prevent white spot lesions from occurring
- Buffer the acids produced by bacteria within plaque
- Strengthen enamel, making it more resistant to white spots



White spots



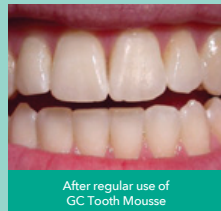
Prof. L. Walsh

### Post-orthodontic treatment

In addition to helping reverse white spots, GC Tooth Mousse with RECALDENT™ (CPP-ACP) offers the perfect finishing treatment to optimise the appearance of enamel. When applied regularly, GC Tooth Mousse helps create a more reflective surface of enamel giving teeth a more natural, glossier appearance.



Post-orthodontic decalcification



After regular use of GC Tooth Mousse

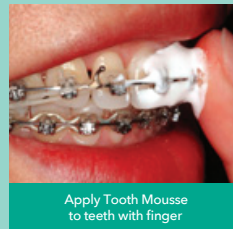
Prof. L. Walsh

### Application

Squeeze a small amount of GC Tooth Mousse from the tube onto your finger and apply it over the surfaces of your teeth, bands and brackets as advised by your dental professional. Use your tongue to spread the mousse all around those difficult to reach areas. For maximum benefit, leave it on the teeth as long as possible.

The minimum recommended application time is three minutes. At the end of the application you can expectorate, rinse or swallow the remaining GC Tooth Mousse.

And remember to always re-cap the tube and clean any excess GC Tooth Mousse from the nozzle.



Apply Tooth Mousse to teeth with finger



Spread Tooth Mousse around all areas of teeth

### Your recommended home care routine

- 1 Clean between all your teeth at least once per day using dental floss or an interdental brush
- 2 Brush twice daily using a soft toothbrush and a fluoride containing toothpaste
- 3 Apply GC Tooth Mousse each night after cleaning immediately before bed. If you already have visible white spots, also apply GC Tooth Mousse each morning after cleaning (ie twice a day)
- 4 If you continue to have difficulty keeping plaque under control, additional mouth rinses could be recommended.

### The science behind the smile

RECALDENT™ (CPP-ACP) is a milk-derived peptide extensively researched over the past 25 years by Professor Eric Reynolds and his research group at The School of Dental Science, The University of Melbourne.

A number of clinical trials have been undertaken on this impressive technology, including its use for reversal of white spot lesions after orthodontic treatment<sup>1</sup>, and its use to reduce negative effects of plaque accumulation during orthodontic treatment<sup>2</sup>.

Measuring white spot reversal is undertaken using advanced micro radiography techniques which show how minerals are able to penetrate into enamel just below the tooth surface<sup>3</sup>



Enamel with a white spot looks like this on a microradiograph



Treated with fluoride alone, minerals will tend to deposit on the outer surface of the white spot



Treated with GC Tooth Mousse, minerals are able to penetrate all the way into the white spot

1. Bailey, D.L., Adams, G.G., Tsao, C.E., Hyslop, A., Escobar, K., Manton, D.J., Reynolds, E.C. & Morgan, M.V. (2009) Regression of Post orthodontic lesions by a remineralising crème. J Dent Res 88(12):1148-1153.
2. van der Veen MH, Beerens MW, van Beek H, ten Cate JM. (2009) Changes in Plaque Composition after Orthodontic treatment: the influence of CPP-ACP-F Paste. Caries Res, 43:179-244 abstr 57.
3. Cochrane, N., Saranathan, S., Cai, F., Cross, K. & Reynolds, E. (2008) Enamel subsurface lesion remineralisation with casein phosphopeptide stabilised solutions of calcium, phosphate and fluoride. Caries Res, 42, 88-97.

GC-T  
Tooth Mousse Box 10 Tubes (40g)  
Available in Mint, Strawberry or  
& Assorted Flavours



GC-TMPLUSMINT  
Tooth Mousse Plus  
Box 10 tubes (40g)  
Mint Flavour







## GC Tri Plaque ID Gel™

### A NEW PERSPECTIVE ON BIOFILMS



## Helping your patients to see in 3D

GC-TRIPLAQUEGEL

An innovative plaque disclosing gel that identifies new, mature and acid producing biofilms.

How does it work? GC Tri Plaque ID Gel contains sucrose and pigments (blue and red) that are able to penetrate and stain the plaque biofilm.

A thin deposit of plaque will stain pink/red. These are areas where surfaces have been cleaned recently and the biofilm is immature.

PINK/RED



Prof. L. Walsh

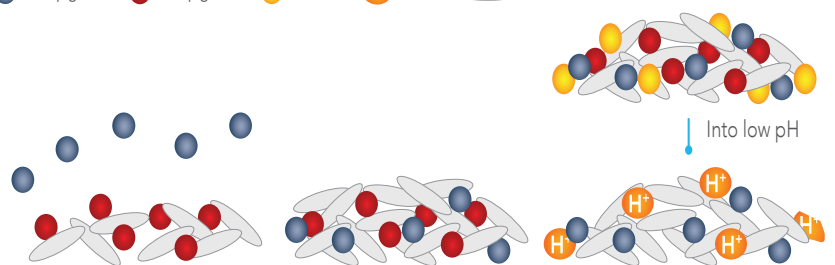
LIGHT BLUE

Areas that are light blue indicate acid production from the plaque bacteria and the biofilm will have a pH of approximately 4.5 or lower. **This is a high risk biofilm.**

BLUE/PURPLE

Thick deposits of plaque will stain blue/purple. These are areas which have not been cleaned in the past 48+ hours and a complex biofilm has developed. This thick plaque is a cause of gingivitis.

● Blue pigment ● Red pigment ● Sucrose ● H<sup>+</sup> Acid ○ Bacteria



#### New plaque

When a plaque biofilm is sparse, the blue pigment is easily washed off.

#### Old plaque (>48hr)

When a plaque biofilm has matured, its structure is dense, so both the blue and red pigments are trapped.

#### Extra high risk plaque

The sucrose in GC Tri Plaque ID Gel will be metabolised by any acidogenic bacteria within the plaque biofilm. The resulting acid produced lowers the plaque pH (<pH 4.5) and this makes the red pigment disappear.

PINK/RED

BLUE/PURPLE

LIGHT BLUE

## MI Varnish™, the first & only fluoride varnish with RECALDENT™ (CPP-ACP)

Utilises CPP-ACP to make your fluoride more effective



**Intro pack:** 10 unit doses with 20 brushes (5 Strawberry + 5 Mint) **\$84.40**

**Refill pack:** 35 unit doses with (either Strawberry or Mint) 50 brushes **\$174.70**

**Clinic pack:** 100 unit doses with 100 brushes (either Strawberry or Mint) 100 brushes **\$398.00**

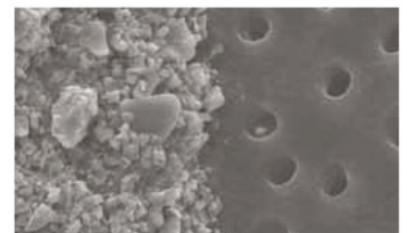
## Clinpro™ XT Varnish

### Durable Fluoride-Releasing Coating

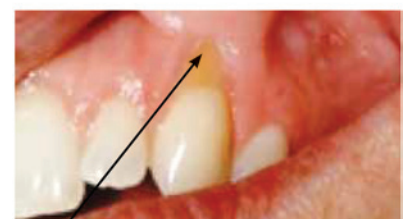


- Site specific and slow fluoride release
- Light cured, durable coating that offers 6 months protection
- Delivers fluoride, calcium and phosphate
- Caries preventative
- Can be recharged by fluoride toothpaste
- Reduces dentine permeability by 88%
- Helps repair demineralised enamel adjacent to coating up to 2mm

Clinpro™ XT Varnish seals & protects dentine tubules



SEM image of exposed dentine tubules (right) and Clinpro™ XT Varnish (left) at 3000x magnification illustrates the barrier effect.



Clinpro™ XT Varnish is virtually invisible when applied to the tooth surface.

MD-12248 Clinpro XT Varnish Clicker 10G

**Colgate®**

## Duraphat® Fluoride Varnish

Single Dose



- High fluoride concentration 22,600 ppm F<sup>-</sup> (NaF) for dentine hypersensitivity relief
- High adhesion even on moist surfaces for quick and easy application
- Good taste for enhanced patient acceptance
- Application control and white finish
- 50 x 0.4ml Single Doses in carton

Duraphat Single Dose

CG-733853

HS Order code CG-733853

**Colgate®**

## Duraphat® Varnish

A cornerstone of in-office fluoridation for 40 years.  
Lighter colour varnish fulfilling professional and patient needs.



Indicated for caries prevention in deciduous and permanent teeth and hypersensitivity relief.  
Preventive and timely in-office fluoridation is in your hands.

CG-1224347 Duraphat® Varnish 10ml

**FREE  
DOSAGE PAD  
WITH EVERY  
ORDER!**

Orthodontic appliances



- Orthodontic appliances increase caries risk due to difficulty of proper plaque removal.
- Colgate Duraphat® Varnish application reduced lesion depth by 48%.

## Comfort Clean Floss Picks

30 per bag



DT-CC0809

## Complete Clean Easy Angle Floss Picks

75 per bag



DT-CP2155

## Complete Clean Threader Floss

90 per box



DT-CP2476

## Floss Threader Outer

75 per bag



DT-FT2506

## Scrub Between

Pack of 40



DT-SB2544

## Wax For Braces Twin Pack



DT-W0335

## Easy Brush Wide Blue

16 per bag



DT-EB2582

## Easy Brush Extra Tight Green

16 per bag



DT-EB2834

## Easy Brush Standard Orange

16 per bag



DT-EB2032

## TePe Interdental Brush

- For narrow interdental spaces
- Colour coded sizes.
- Recommended for delicate oral tis-sue or inflammation and for patients with mucosal sensitivity.
- They are also an excellent option for everyone who prefers a softer inferdental brush.
- Equipped with a flexible G2-neck.



CY-84643 TePe Interdental Brush Yellow 0.7mm Pack of 8

CY-84644 TePe Interdental Brush Green 0.8mm Pack of 8

CY-84645 TePe Interdental Brush Purple 1.1mm Pack of 8

CY-84646 TePe Interdental Brush Grey 1.3mm Pack of 8

CY-84647 TePe Interdental Brush Black 1.5mm Pack of 8

CY-84656 TePe Interdental Brush Pink 0.4mm Pack of 8

CY-84658 TePe Interdental Brush Red 0.5mm Pack of 8

CY-84659 TePe Interdental Brush Blue 0.6mm Pack of 8

CY-84700 TePe Angle Brush Pink 0.4mm Pack of 6

CY-84702 TePe Angle Brush Red 0.5mm Pack of 6

CY-84703 TePe Angle Brush Blue 0.6mm Pack of 6

CY-84704 TePe Angle Brush Yellow 0.7mm Pack of 6

**Published by Henry Schein**  
Auckland / Head Office Address:  
23 William Pickering Drive, Albany, PO Box 101 140,  
North Shore, Auckland 0745, New Zealand

Freephone: 0800 808 855  
Freefax: 0508 808 555  
Email: info@henryschein.co.nz  
Web: www.henryschein.co.nz

**HENRY SCHEIN®**  
DENTAL

Prices exclude GST and freight (E&OE). While every effort has been made to ensure their accuracy, circumstances beyond our control including variances in supply costs and foreign exchange rates may affect our customer price. Please log-in to your Henry Schein online account to confirm the current price prior to placing an order. Prices or offers in this publication are not applicable to Government or Corporate Accounts. The term "Indent Only" refers to items that can be ordered offshore and supplied specifically to you at your request on a non-refundable/non-cancellable basis.