

SV300 Pro
Ventilator

Compact yet powerful





Design based on simple facts

Comprehensive

SV300 Pro comes with extensive ventilation modes and is ideal for acute ICU use.

Adaptive

With useful functions, it is adaptable to different clinical environments.

Simple

Intuitive user interface optimizes clinical workflow.



We listen to **your opinions** and try best to make your **daily work easier**

A comprehensive ventilator that fits for stringent ICU environment



Powerful Tools

Don't be fooled by the compact size of the SV300 Pro ventilator. It comes with extensive ventilation modes and is equipped with functions that are usually only found on intensive care ventilators. We have also integrated unique features that you won't find on other high spec models.

Advanced synchronization technology

IntelliCycle™ Pro automatically adapts to the patient breathing pattern based on waveform analysis to improve the patient-ventilator synchrony.

- Reduces patient's work of breathing by adjusting inspiratory and expiratory trigger sensitivity
- Avoids pressure overshoot or flow starvation



IntelliCycle Pro

Lung protection functions

Comprehensive ICU-grade functions such as APRV, VS ventilation mode, low flow PV tool, recruitment tool (Sustain inflation), providing more choices for clinicians.

- APRV mode for inverse-ratio ventilation
- SI and PV tool are optimized for lung protective strategies



APRV



P-V



SI

Easy-to-use weaning tool

Reduce clinicians' workload while ensuring patient safety using standardized weaning protocol with continuous monitoring and result prompts. Provides comprehensive weaning assistive tools such as RSBI, NIF, P0.1 to evaluate the potential for weaning.



SBT



NIF



P0.1



Versatile functions all on one device



Invasive therapy: Bedside intubated

- Extensive ventilation modes
- ATRC
- Weaning indicators



Non-invasive and O₂ therapy

- Exceptional leak compensation capability
- Quiet turbine
- Integrated SpO₂ monitoring



On the run: Intra-hospital transport

- Easily detachable trolley
- Approximate 10kg
- Up to 6 hours internal battery support



CPRV™ ventilation

- Integrates unique e-ITD™
- Improves venous return and helps improve perfusion
- Automatically associates CO₂ monitoring

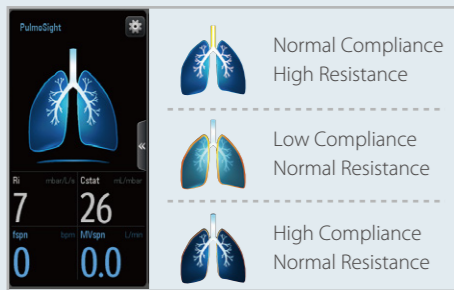


Neonatal ventilation

- Comprehensive ventilation modes for neonates
- Accurate proximal flow sensor
- High precision flow and pressure control



- Adjustable screen allows best viewing angle
- Frameless design capacitive touch screen



- PulmoSight™ graphically displays resistance, compliance and breathing state
- Prompts abnormal compliance and resistance



- Setting range indicator
- Setting summary



- Alarm range indicator
- Active alarm with color coded
- Auto alarm limits

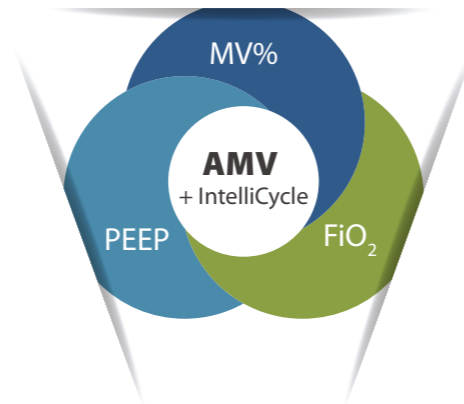
Ease of use

Intelligent ventilation AMV™

AMV™ (Adaptive Minute Ventilation) is a ventilation mode that automatically adapts to patient status, to ease clinician's workload.

- Based on the widely recognized Otis minimum breathing work principle
- Automatically adjusts Vt, f, I:E
- Adapts to mandatory to full spontaneous ventilation

The combination of AMV™ and IntelliCycle™ Pro allows the ventilator to make automatic adjustments to ventilator settings, reducing the need for clinicians to make repeated, low level, adjustments so they can direct their focus more effectively on other aspects of patient care.



Operate with ease during your daily routine



Long-lasting turbine

Powerful built-in turbine provides up to 210 L/min of flow that can fulfill most of the critical patient needs. It does not require any annual maintenance due to its exceptional reliability.



Thoughtful functions built-on latest hardware platform

Future proof

Mindray is committed to protecting your asset by continuously developing features designed to improve patient care and reduce patient cost. With 25 years' experience in developing anesthesia and ventilator products, we are proud to present our latest model, the SV300 Pro ventilator.

The SV300 Pro is supported by a highly sophisticated platform, based on state of the art industrial hardware.

A robust investment, the SV300 Pro complies with the latest stringent medical requirements, while leaving room for future upgrades.

**Accordingly to the latest CE guideline, both the inspiration and expiration valves should be detachable and able to sustain high temperature sterilization in order to minimize the risk of cross contamination.*

2 detachable valves

Its design is according to the international standard
*ISO 80601-2-12 & ISO 80601.
We are one of the few manufacturers out there in the market that supports autoclavable inspiration valve. This further reduces the risk of cross contamination.



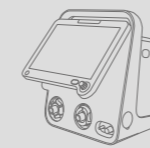
2 types of EtCO₂ options

SV300 Pro supports both mainstream & sidestream options of EtCO₂ measurement, making it a flexible solution, capable of fitting all of your departments' needs.



2 additional functions regarding to patient oxygenation

SV300 Pro provides SpO₂ measurement and O₂ therapy, both proven to be excellent tools for patient-weaning strategies. Also, it allows SpO₂ measurement even when patient monitor is not around.



SV300 Pro Ventilator

SV300 Pro is a state-of-the-art ventilator that's simple to configure, easy to operate and versatile in use. It is equipped with extensive ventilation modes that can be applied to adult, pediatric and neonate patients with all acuity levels at ICUs. Equipped with the most advanced technologies, SV300 Pro provides comprehensive and comfortable care for all patient populations in the most difficult environment, independent of a central gas supply.

