

Infusomat[®] compact^{plus} P

The New Large-Volume Infusion Pump For The Use Of B. Braun Standard Gravity IV Sets.



AIR STOP

AirStop

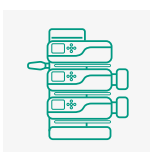

When the container is empty, a hydrophilic airtight membrane triggers the upstream sensor to stop the infusion. No air can get through to the patient. It reduces patient disconnections and potential infections risk.



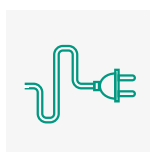
PRIME STOP

PrimeStop

A protective cap lined with a hydrophobic membrane stops fluid leaking and helps to protect against contamination.



SYSTEM
COMPATIBILITY



INTEGRATED
POWER
SUPPLY




INBUILT
HANDLE



IP34 FLUID
PROTECTION



DRUG LIBRARY



INTRAFIX
PRIMELINE
& SAFESET




COLOUR
DISPLAY



INTUITIVE
HANDLING

Technical Data

Infusomat® compact ^{plus} P	Description
Type	Volumetric infusion pump
Dimension	229x98x225 mm (WxHxD)
Weight	2.0 kg
Moisture	IP34 (water splashing from any direction)
Display	Colour active matrix 2.4" TFT, 240 x 320 pixels, 262k colours, viewing angle: all 80°
Battery	Rechargeable Li-Ion battery Operating time: approx. 8h at 25 ml/h Recharging time: approx. 3h
Basal Rates	0.1 - 1,000 ml/h
Accuracy	± 5% over 24 h
Bolus Rates	Max. 1,000 ml/h - Manual bolus - Bolus with volume preselection - Bolus with preselection of volume and bolus duration
Drug Library	3,000 drugs including all parameters in up to 30 drug categories
Art. No. (REF)	8717070



Supported Infusion Lines

Art. No.	Name	Description	Length
4060407	Intrafix® Primeline LL, 230 cm	Primeline with longer length	230 cm
4062981L	Intrafix® Primeline LL, 180 cm	Primeline with long length	180 cm
4063000	Intrafix® SafeSet LL, 180 cm	SafeSet with long length	180 cm
4063001	Intrafix® SafeSet B.C.V. LL, 180 cm	SafeSet with long length & back check valve	180 cm
4063003	Intrafix® SafeSet LL, 230 cm	SafeSet with longer length	230 cm
4063004	Intrafix® SafeSet P I.S. Y - N.F. VALVE, 210 cm	SafeSet with longer length & Safeflow injection site	210 cm
4063004C	Intrafix® SafeSet P I.S. Y - CARESITE, 210 cm	SafeSet with longer length & Caresite injection site	210 cm
4063006	Intrafix® SafeSet 3-STOPC., TUBING, 220 cm	SafeSet with longer length & Discofix® C injection site	220 cm
4110000	Intrafix® SafeSet TYPE FLUSH W. NF VALVE, 180 cm	SafeSet with possibility to administer the full amount of drug	180 cm
4110001	Intrafix® Primeline FLUSH SECONDARY LINE, 35 cm	Complementary product for Intrafix® SafeSet Type Flush. Comparable to a piggy back product solution	35 cm
4110010	Intrafix® SafeSet TYPE FLUSH W. NF VALVE + B.C.V., 180 cm	SafeSet with possibility to administer the full amount of drug incl. a back check valve to reduce the risk of blood reflux	180 cm