

ORDERING INFORMATION

Aegisy™
Vena Cava Filter




Code	Filter Diameter	Recommended vessel diameter
XJLX3260	32mm	20 - 28mm

For Implantation	Sheath		Recommended Guidewire	
	ID(F)	Length(cm)	Diameter(inch)	Length(cm)
	6	55	0.035	150

For Retrieval	Recommended Sheath		Snare System		
	ID(F)	Length(cm)	Loop Diameter (mm)	Snare Length (cm)	Snare Catheter Dia. (F)
	10/12	55	15/20/25	120	6

For further inquiries, please contact our local sales representatives.



LifeTech Scientific Corporation

Add: Floor 1-5, Cybio Electronic Building, Langshan 2nd Street, North Area of High-tech Park, Nanshan District, Shenzhen 518057, P. R. China
Tel: +86-755-86026250 Fax: +86-755-86026251
Email: marketing@lifetechmed.com
Web: www.lifetechmed.com

EU authorized representative:
LifeTech Scientific (Europe) Coöperatief U.A.
Oliemolenstraat 60, 6416CB Heerlen, the Netherlands

2020-EN-1.0

Safeguard of Deep Venous Restoration.

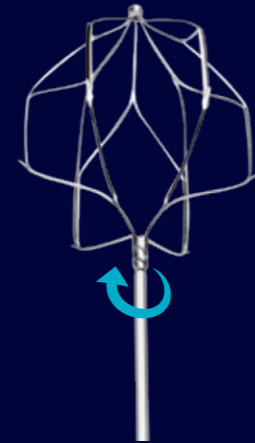
The Aegisy™ Vena Cava Filter is designed for protecting from PE by capturing blood clots in DVT patients.






Benefits Include:

- ◆ Precise positioning and deployment
- ◆ Outstanding filtration capability and desirable IVC patency^{1,2}
- ◆ Easy to retrieve with high success rate
- ◆ Dual access – Femoral or jugular



Precise Positioning and Deployment

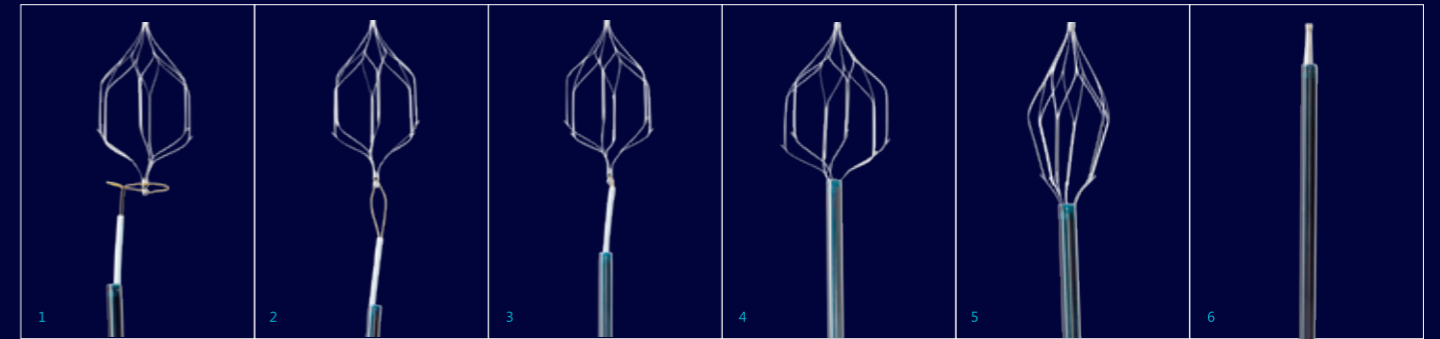
- ◆ A global innovator
- ◆ Avoids Jump forward when released
Filter distal screw design connected cable together brings spiral releasement which makes the VCF system location more accurate.



Asymmetric Lantern Configuration

- ◆ Only one filtration layer
- ◆ Provide highly effective filtration while maintaining desirable IVC patency

There is a **Withdrawal Hook** attached to the proximal end of the filter.



Easy to Retrieve with High Success Rate

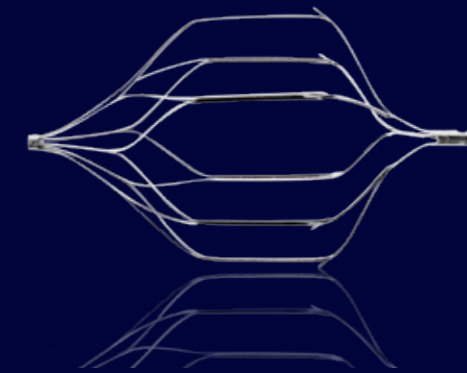
- ◆ Retrieval rate as high as 95%
- ◆ Retrieval time – Up to and including 14 days
- ◆ Via femoral vein approach only

Dual Access-Femoral or Jugular

- ◆ You just need to reassemble the system before Jugular use

Safe and Reliable

- ◆ Laser cut - Fatigue resistant
- ◆ Nitinol - Excellent biocompatibility
- ◆ 6F delivery sheath - Reduces vessel injury
- ◆ Securing anchors - Fix to the vessel wall



¹GAO Zhi-kang, XU Hao, ZHANG Qin-qiao, ZU Mao-heng. Clinical Application of Aegisy Vena Cava Filter in Transcatheter Thrombolytic Therapy of Deep Venous Thrombosis of Lower Extremity[J]. Modern Med J,2009,15(35).

²GUO Shu-guang. Clinical experience of Aegisy Vena Cava filter in 33 cases[J]. China J Surg,2008,46(21).