



Infant IV Leg Replacement Skin and Veins LF03639U & LF03640U Instruction Manual



Life/form® Products by Nasco

List of Components

- Replacement Vein Sections (10)
- Replacement Skin (Not included with LF03640U Replacement Veins)
- Lubricating Powder
- Liquid Lubricant

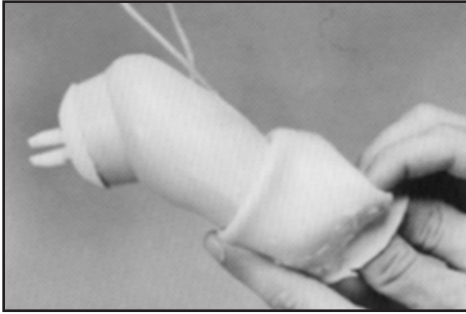


Figure 1

Removing the Used Skin from the Leg

1. Lubricate the exterior of the skin with the dry lubricating powder.
2. Peel the skin off by turning it inside out. **(See figure 1.)**
3. Remove the old tubing.

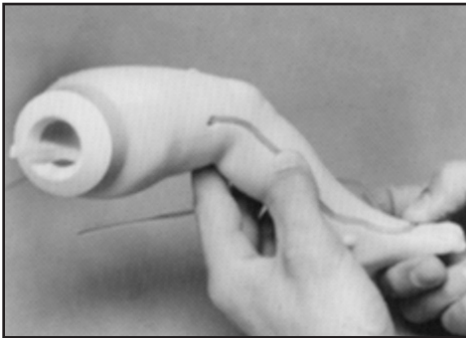


Figure 2

Installing the New Tubing

Place the new section of tubing in the channel of the leg core. **(See figure 2.)** Be certain that equal portions of the tubing are protruding from the leg.

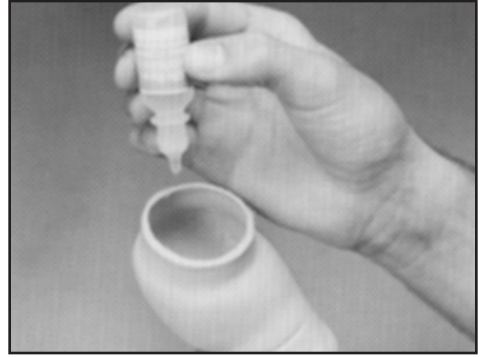


Figure 3

Lubricating the Skin

Pour only enough of the **Life/form®** Lubricant (provided) to coat all inside surfaces of the skin. **(See figure 3.)**

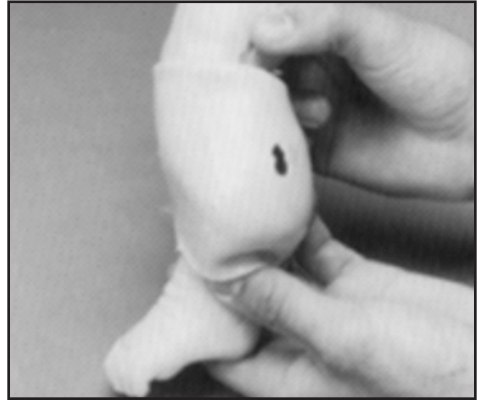


Figure 4

Installing the New Skin

1. Slide the hip of the skin over the foot of the core. **(See figure 4.)** Be certain to align the ankles of the core and skin.
2. Grasp the skin with both hands and slide it over the core until the toes of the core approach the toe holes of the skin.

CAUTION: The thin **Life/form®** skin used to provide realism is fragile, and care must be taken not to stretch or tear the material during installation.

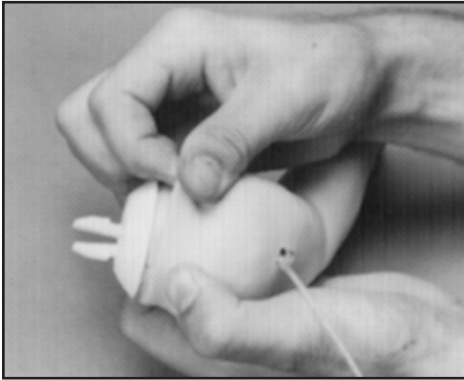


Figure 5

Supplies/Replacement Parts for the Infant IV Leg Simulator

- LF01099U** Vein Tubing Sealant Kit
- LF00845U** **Life/form**® Venous Blood, 1 Quart
- LF00846U** **Life/form**® Venous Blood, 1 Gallon
- LF01022U** Fluid Supply Stand
- LF01130U** Fluid Supply Bag, 500 ml
- LF09919U** Nasco Cleaner

3. Check the tubing location. If the tubing has moved from the channel, work it back into place by palpating it through the skin. If unsuccessful, peel the skin back (invert) until the tubing can be placed properly in the channel, and then roll the skin back over the core.
4. Work the toes into place.
5. Draw the skin snugly into place.
(See figure 5.)

Rinse

Wash the excess lubricant from the exterior of the leg skin. The Infant IV Leg Simulator is now fully reconditioned and ready for continued training.

Other Available *Life/form*® Simulators

- LF00698U** Adult Injectable Arm (White)
LF00855U Male Catheterization
LF00856U Female Catheterization
LF00901U Prostate Examination
LF00906U Ostomy Care
LF00929U Surgical Bandaging
LF00957U Enema Administration
LF00958U Pediatric Injectable Arm
LF00961U Intramuscular Injection
LF00984U Breast Examination
LF00995U Arterial Puncture Arm
LF00999U Pediatric Injectable Head
LF01005U First Aid Arm
LF01008U Intradermal Injection Arm
LF01012U Heart Catheterization (TPN)
LF01019U Ear Examination
LF01027U Peritoneal Dialysis
LF01028U Suture Practice Arm
LF01034U Suture Practice Leg
LF01036U Spinal Injection
LF01037U Hemodialysis Practice Arm
LF01038U Episiotomy Suturing Set
LF01042U Suture Kit
LF01062U Pelvic, Normal & Abnormal
LF01063U Stump Bandaging, Upper
LF01064U Stump Bandaging, Lower
LF01069U Cervical Effacement
LF01070U Birthing Station
LF01082U Cricothyrotomy
LF01083U Tracheostomy Care
LF01084U Sigmoidoscopic Examination
LF01087U Central Venous Cannulation
LF01095U Blood Pressure Arm
LF01108U Infant Intraosseous Infusion
LF01121U Advanced IV Arm
LF01131U Venipuncture and Injection Arm
LF01139U Advanced IV Hand
LF01142U Auscultation Trainer
LF01143U Testicular Exam
LF01152U Male & Female Catheter
LF01155U Advanced CPR Dog
LF01162U Venatech IV Trainer
LF01174U NG Tube & Trach Skills
LF01184U Venatech IM & Sub Q
LF01193U Special Needs Baby
LF03000U **CPARLENE**® Series
LF03601U Adult Airway Management Trainer with Stand
LF03602U Adult Airway Management Manikin
LF03609U Child Airway Management Trainer with Stand
LF03616U Child **CRISis**™ Manikin
LF03617U Deluxe Child **CRISis**™ Manikin with Arrhythmia Tutor
LF03620U PALS Update Kit
LF03623U Infant Airway Management Trainer with Stand
LF03632U Child Intraosseous Infusion/Femoral Access Leg on a Stand
LF03633U Child Airway Management Trainer Torso
LF03693U **Basic Buddy**® CPR Manikin
LF03699U "Airway Larry" Airway Management Trainer
LF03709U Infant **CRISis**™ Manikin
LF03720U **Baby Buddy**™ Infant CPR Manikin
LF03750U Fat Old Fred
LF03760U Airway Management/Cricoid Pressure Trainer
LF03770U Chest Tube
LF03953U **CRISis**™ Manikin, Complete
LF03955U Deluxe **CRISis**™ Manikin
LF03956U Deluxe "Plus" **CRISis**™ Manikin
LF03965U Adult **CRISis**™ Auscultation Manikin
LF03966U Adult **CRISis**™ Auscultation Manikin with ECG Simulator
LF04000U **GERI**™/**KERI**™ Manikin Series
LF04200U Adult Sternal Intraosseous Infusion
LF06001U CPR Prompt® Adult/Child Manikin
LF06012U CPR Prompt® Infant Manikin
LF06200U CPR Prompt® Keychain Rescue Aid
LF06204U CPR Prompt® Rescue and Practice Aid

Nasco Fort Atkinson

901 Janesville Avenue, P.O. Box 901
Fort Atkinson, Wisconsin 53538-0901
1-800-558-9595

eNasco.com • E-mail: lifeform@eNasco.com