



Basic Child **CRiSis™
Manikin
LF03765U
Instruction Manual**



WARNING: Products may contain dry natural rubber.

Life/form® Products by Nasco



Table of Contents

Page

Introduction

2

Assembly of Your Basic Child **CRiSis**[™] Manikin

2

About the Basic **Life/form**[®] Child Airway
Management Trainer Head

3

Additional Supplies to Upgrade the Manikin

4

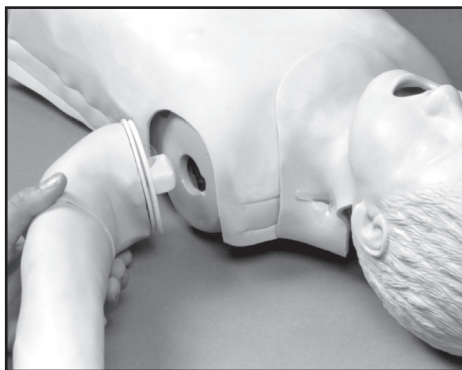


Figure 1

Basic *Life/form*® Child *CRiSis*™ Manikin

This full-body child manikin has been created to offer realistic training and practice of child airway management and CPR education. The Basic *Life/form*® Child *CRiSis*™ Manikin is anatomically correct in detail and represents the size of an eight-year-old child. Realistic anatomy and landmarks include a mouth, tongue, oral pharynx, larynx, epiglottis, arytenoids, vocal cords, trachea, and esophagus. In addition to the palpable and visual landmarks, the head, neck, and jaw are fully articulated, allowing a realistic jaw thrust feature. This manikin has separate left and right lungs for auscultation; has oral, nasal, and digital intubation capabilities; and includes an inflatable stomach bladder to indicate esophageal intubation. Also features E.T., E.O.A., P.T.L., L.M.A., E.G.T.A., and Combitube® insertion. This basic airway management trainer may be gradually updated to the *Life/form*® Child *CRiSis*™ or Deluxe Child *CRiSis*™ manikins by adding the available upgrades and the Interactive ECG Simulator (LF03670U). Includes pump spray lubricant. See page 4 for complete list of modular update components. Three-year warranty.

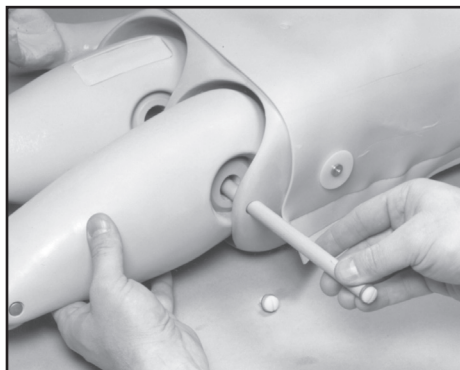


Figure 2

Assembly of Your Basic Child *CRiSis*™ Manikin

To facilitate packing, your manikin comes with the arms and legs unattached.

To connect the arms to the torso, place each in a position such that the hand is above the head. (**See figure 1.**)

Align the arm fitting with the torso socket and plug the arm into place. Finish by rotating the arm forward so it lies along the side of the body.

To connect the legs to the torso, simply slide the waist pin (supplied) through the torso and legs, pinning the legs in their correct position. (**See figure 2.**)

The Airway Management Trainer

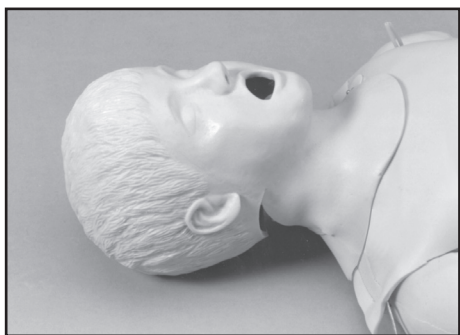


Figure 3

About the Simulator

The Basic **Life/form**® Child Airway Management Trainer Head is the most realistic simulator available for the training of intubation and resuscitation skills. Nasco has taken great care to create a trainer that is anatomically correct in respect to both size and detail.

Landmarks include nostrils, teeth, tongue, oral and nasal pharynx, larynx, epiglottis, arytenoids, false and true vocal cords, cricoid ring, tracheal rings, trachea, esophagus, lungs, and stomach.

The Basic **Life/form**® Child Airway Management Trainer Head allows you to practice oral, digital, and nasal intubation, as well as CPR. Suction techniques can also be performed and evaluated. The simulator was designed to use an uncuffed endotracheal tube measuring up to 5.0 mm I.D.

List of Components

- Child Airway Management Trainer Head
- Right and Left Lung Simulators
- Stomach Simulator
- Pump Spray Lubricant
- 3 Nylon Hose Clamps

Lubrication

Before using the Basic **Life/form**® Child Airway Management Trainer, lubricate both the oral cavity and the endotracheal tube with the pump spray lubricant provided. (**See figure 3.**) **Note:** Nasco recommends the use of the provided lubricant or a similar vegetable-based lubricant for the Child Trainer. The use of a silicone-based or similar lubricant may seriously damage the simulator, thus voiding Nasco's warranty on the trainer.

Cleaning the Face

Normal soil can be removed from the face with mild soapy water. Nasco Cleaner (LF09919U) will remove stubborn stains. Simply apply Nasco Cleaner to soiled area and wipe clean with a soft cloth or paper towel.

Note: Avoid using cleaner around mouth area if students will be applying direct mouth-to-mouth resuscitation techniques, as the cleaner may be toxic if ingested. NEVER place the trainer on any kind of printed paper or plastic. These materials, as well as ball-point pens, will transfer indelible stains. Do not use any cosmetics.

Available Supplies

- LF03631U** Replacement Headskin with Airway
- LF03627U** Replacement Lungs
- LF03628U** Replacement Stomach
- LF03644U** Pump Spray Lubricant
- LF09919U** Nasco Cleaner

Update Your Basic *Life/form*® Child *CRiSis*™ Manikin with *Life/form*® Modular Components

LF03611U Defibrillation Chest Skin

LF03612U Injectable Training Arm

LF03613U Blood Pressure Arm

LF03614U Intraosseous Infusion/Femoral Access Leg

LF03618U Intraosseous Replacement Bones

LF03626U Femoral Replacement Injection Pad

LF03619U Intraosseous Replacement Skin

LF03683U Intraosseous Infusion Needle

LF03628U Replacement Stomach

LF03627U Replacement Lung Set Only

LF03670U Interactive ECG Simulator

Other Available *Life/form*® Simulators

- LF00698U** Adult Injectable Arm (Light)
LF00855U Male Catheterization
LF00856U Female Catheterization
LF00901U Prostate Examination
LF00906U Ostomy Care
LF00929U Surgical Bandaging
LF00957U Enema Administration
LF00958U Pediatric Injectable Arm
LF00961U Intramuscular Injection
LF00984U Breast Examination
LF00995U Arterial Puncture Arm
LF00999U Pediatric Injectable Head
LF01005U First Aid Arm
LF01008U Intradermal Injection Arm
LF01012U Heart Catheterization (TPN)
LF01019U Ear Examination
LF01027U Peritoneal Dialysis
LF01028U Suture Practice Arm
LF01034U Suture Practice Leg
LF01036U Spinal Injection
LF01037U Hemodialysis Practice Arm
LF01038U Episiotomy Suturing Set
LF01042U Suture Kit
LF01062U Pelvic, Normal & Abnormal
LF01063U Stump Bandaging, Upper
LF01064U Stump Bandaging, Lower
LF01069U Cervical Effacement
LF01070U Birthing Station
LF01082U Cricothyrotomy
LF01083U Tracheostomy Care
LF01084U Sigmoidoscopic Examination
LF01087U Central Venous Cannulation
LF01095U Blood Pressure Arm
LF01108U Infant Intraosseous Infusion
LF01121U Advanced IV Arm
LF01131U Venipuncture and Injection Arm
LF01139U Advanced IV Hand
LF01142U Auscultation Trainer
LF01143U Testicular Exam
LF01152U Male & Female Catheter
LF01155U Advanced CPR Dog
LF01162U Venatech IV Trainer
LF01174U NG Tube & Trach Skills
LF01184U Venatech IM & Sub Q
LF01193U Special Needs Baby
LF03000U **CPARLENE**® Series
LF03601U Adult Airway Management Trainer with Stand
LF03602U Adult Airway Management Manikin
LF03609U Child Airway Management Trainer with Stand
LF03616U Child **CRiSis**™ Manikin
LF03617U Deluxe Child **CRiSis**™ Manikin with Arrhythmia Tutor
LF03620U PALS Update Kit
LF03623U Infant Airway Management Trainer with Stand
LF03632U Child Intraosseous Infusion/Femoral Access Leg on a Stand
LF03633U Child Airway Management Trainer Torso
LF03693U **Basic Buddy**® CPR Manikin
LF03699U "Airway Larry" Airway Management Trainer
LF03709U Infant **CRiSis**™ Manikin
LF03720U **Baby Buddy**™ Infant CPR Manikin
LF03750U Bariatric CPR Manikin
LF03770U Chest Tube
LF03953U **CRiSis**™ Manikin, Complete
LF03955U Deluxe **CRiSis**™ Manikin
LF03956U Deluxe "Plus" **CRiSis**™ Manikin
LF03965U Adult **CRiSis**™ Auscultation Manikin
LF03966U Adult **CRiSis**™ Auscultation Manikin with ECG Simulator
LF04000U **GERI**™/**KERI**™ Manikin Series
LF04200U Adult Sterna Intraosseous Infusion
LF06001U CPR Prompt® Adult/Child Manikin
LF06012U CPR Prompt® Infant Manikin
LF06200U CPR Prompt® Keychain Rescue Aid
LF06204U CPR Prompt® Rescue and Practice Aid

Nasco Fort Atkinson

901 Janesville Avenue, P.O. Box 901
Fort Atkinson, Wisconsin 53538-0901
1.800.558.9595

eNasco.com • E-mail: lifeform@eNasco.com

COPYRIGHT © NASCO 2008 PRINTED IN U.S.A. NP 117-08/RV 9-15